

TRIUMPH

REPLACEMENT PARTS CATALOG

Publication No 00-5738

FOR 1974

TRIDENT MODEL T150V.

Commencing at motor/frame No. CJ41610

IMPORTANT

REPLACEMENT PARTS CAN BE OBTAINED THROUGH
NORMAL TRADE CHANNELS ONLY.

NORTON TRIUMPH INTERNATIONAL LIMITED
KITTS GREEN - BIRMINGHAM B33. 0LF. - ENGLAND.

TELEPHONE. BIRMINGHAM 021-783-3657. - TELEX 339478.

Norton Triumph International Ltd. reserve the right to alter the designs or constructional details of their manufactures at any time without giving notice.

INTRODUCTION

Norton Triumph International Ltd. point out that the information contained in this catalog was complete and correct at the time of printing. Distributors will be informed of any subsequent alterations.

WARRANTY

Please refer to your local dealer or distributor for the latest terms of warranty.

Western U.S.A. Distributor:

Triumph Norton Incorporated,
P.O. Box 2765,
East Huntington Drive,
Duarte,
California 91010.

Telex—Tricor Duarte 675469
Telephone—213-359-3221
213-681-0255

MOTOR AND FRAME NUMBERS

The motor number is located on the left side of the engine, immediately below the cylinder barrel to crankcase flange.

The frame number is located on the left side of the frame headlug, forward of the gasoline tank.

The motor and frame number (both of which are the same), should be quoted in full in any correspondence relating to the machine.



COPYRIGHT

All rights reserved. No part of this publication may be reproduced without permission.

PROPRIETARY GROUP

Ancillary equipment which is fitted to our motor cycles is of the highest quality and is guaranteed by the manufacturers and not by ourselves. Any repairs or claims should be directed to the actual makers or their local agents who will always give owners every possible assistance. The following are the addresses in England of the various manufacturers:—

CARBURETORS.

Messrs. Amal Ltd.,
Holdford Road,
Witton,
Birmingham, 6.

SPARK PLUGS.

Champion Sparking Plug Co. Ltd.,
Feltham,
Middlesex.

CHAINS.

Renold Chains Ltd.,
Wythenshawe,
Manchester.

SPEEDOMETERS.

Messrs. Smiths Industries Ltd.,
Cricklewood Works,
London, N.W.2.

ELECTRICAL EQUIPMENT.

Messrs. J. Lucas Ltd.,
Gt. Hampton Street,
Birmingham, 18.

SUSPENSION UNITS.

Messrs. Girling Ltd.,
Birmingham Road,
West Bromwich,
Staffordshire.


TIRES.

Dunlop Co. Ltd.,
Fort Dunlop,
Birmingham, 24.

The Avon Rubber Co. Ltd.,
Melksham
Wilts.

INDEX

	Page		Page
AIR FILTER	59	MANIFOLDS	23, 43
ALTERNATOR	21	MASTER CYLINDER (Front brake) ...	49
AUTO-ADVANCE UNIT	21	MOTOR MOUNTING PLATES ...	41
		MOTOR TORQUE STAY	41
BATTERY CARRIER	59	MUFFLERS	43
BRAKE SWITCH	75		
		NUMERICAL INDEX	81
CAMSHAFT, INLET AND EXHAUST	9	OIL COOLER	53
CARBURETOR	17	OIL PUMP	13
CENTRE STAND	37	OIL TANK	57
CHAINS	35	OIL FILTER	13
CHAINCASE	33	OVERSIZE PARTS	7
CLUTCH	31		
COIL	75	PISTONS	9
CONDENSER PACK	75	PROP STAND	37
CONNECTING RODS	9	PUSH RODS	19
CONTACT BREAKER	21		
CONTROL CABLES	69	REAR WHEEL	51
CONTROL LEVERS	67	RECTIFIER	75
CRANKCASE	11	REFLECTORS (Front)	53
CRANKSHAFT	9	ROCKERS	15
CYLINDERS	19		
CYLINDER HEAD	15	SIDE PANELS	61
		SPARK PLUGS	75
EXHAUST PIPES	43	SPEEDOMETER	73
EXHAUST PIPE ADAPTOR	15	SPEEDOMETER GEARBOX	51
		STEERING RACES	37
FLASHERS	77	SUSPENSION UNITS	39
FENDERS	63	SWINGING FORK	39
FOOTRESTS	41, 43	SWITCHES (Handlebar)	67
FRAME	37		
FRONT BRAKE... ..	49	TABLE OF STANDARD HARDWARE	78
FRONT FORKS	45	TACHOMETER	73
FRONT WHEEL	47	TACHOMETER DRIVE UNIT ...	73
		TAIL LAMP	65
GAS TANK	55	TAPPETS	19
GEARBOX	25, 27, 29	TIMING GEARS	9
		TOOLKIT	71
HANDLEBARS	67	TWIN SEAT	61
HANDLEBAR MOUNTINGS	67	TRANSMISSION	25, 27, 29
HEADLAMP	77	VALVES	15
HEAT SINK	75	VALVE GUIDES	15
HORN	75		
		WARNING LIGHTS	77
KICKSTARTER	25	WIRING HARNESS	77
		ZENER DIODE	75



TRIDENT (T 150V) TECHNICAL DATA

Bore and stroke	67 × 70 mm.
	2.67 × 2.751 ins.
Capacity	741 cm ³ (45 cu. ins.)
Compression ratio	9.5 : 1 (U.S.A.); 8.5 (General)
Spark plugs	Champion N3
Carburetors	3 Amal Concentric 626
	Main jet 150
	Needle jet -106
	Throttle valve No. 3½
Gearbox sprocket	18 teeth
Chains	Front ¾" Triplex × 82 links
	Rear ⅝" × ⅜" × 105 links (107. U.S.A)
Capacities	Fuel Tank 4.2 U.S. galls. (3½ Imp. galls).
	(15.94 litres)
	Oil Tank 6 U.S. pints (5 Imp. pints)
	(2.8 litres) working capacity
	Transmission (Gearbox) 1½ U.S. pints (1¼ Imp. pints)
	(850 cm ³)
	Primary Chaincase ¾ U.S. pint (⅝ Imp. pints) (350 cm ³)
	Front Forks (each leg) 230 cm ³
Tiresize	Front 4.10 × 19 ins.
	Rear 4.10 × 19 ins.

HOW TO USE THIS PARTS CATALOG

First check that the motor number of your machine is subsequent to that quoted on the title page.

Next consult the index on Page 4 for the parts or group of parts which you wish to locate. If proprietary parts are marked 'reference only', they are not available from the factory, and application should be made direct to the manufacturer concerned (see page 3).

List the quantities required as single units; do not ask for "2 pairs" or "3 dozen".

COLOR

Gasolene tank—Sundance yellow/Black

Fenders —Chromium plated.

Side covers—Black

N.B. It is important to state year, model and frame number of machine when ordering enamelled components.

PLEASE NOTE

THROUGHOUT THIS LIST, ASSEMBLIES ARE PRINTED IN CAPITAL LETTERS AND THE COMPONENTS INCLUDED IN THAT ASSEMBLY ARE INDENTED IN THE DESCRIPTION COLUMN. REVERTING TO THE ORIGINAL ALIGNMENT WHEN THE ASSEMBLY IS COMPLETE. TO ORDER THE COMPLETE ASSEMBLY IT IS NECESSARY ONLY TO QUOTE THE ASSEMBLY NUMBER. ANY COMPONENT PARTS LISTED MAY ALSO BE OBTAINED SEPARATELY IF REQUIRED.

ABBREVIATIONS

U.H.....Length measured from under the bolt head

O.A.....Overall length.

R.H.....Right hand side.

L.H.....Left hand side.

C/W.....complete with.

D.S.....Driving side (motor)

T.S.....Timing gear side (motor).

SPECIAL WORKSHOP TOOLS

A COMPLETE LIST OF WORKSHOP TOOLS CAN BE MADE AVAILABLE BY CONTACTING YOUR DEALER. IN MOST CASES THESE TOOLS ARE VERY COSTLY AS THEY ARE MADE ENTIRELY FOR WORKSHOP USE, AND THEREFORE, IT IS NOT RECOMMENDED THAT THE PRIVATE OWNER PURCHASES THE TOOLS IN ORDER TO AID SERVICING THE MACHINE ONCE OR TWICE ONLY. IN THESE CIRCUMSTANCES IT IS FAR MORE ECONOMICAL TO GET IN TOUCH WITH A DEALER.

PISTON, PISTON RING AND BEARING OVERSIZES

PISTONS (Complete with rings, wrist pins and circlips)

These are in effect "carton pack" assemblies

Compression ratio 9.5 : 1	{	70-9741 Std.
		70-9762 + .010 in. oversize.
		70-9763 + .020 in. oversize.
		70-9764 + .040 in. oversize.

PISTON RINGS

99-3780	{	2 off 70-6838 Compression ring	}	Std
		1 off 70-9739 Scraper ring		
99-3781	{	2 off 70-9016 Compression ring	}	+ .010 in. oversize.
		1 off 70-9766 Scraper ring		
99-3782	{	2 off 70-9017 Compression ring	}	+ .020 in. oversize
		1 off 70-9767 Scraper ring		
99-3783	{	2 off 70-9018 Compression ring	}	+ .040 in. oversize.
		1 off 70-9768 Scraper ring		

BIG END BEARINGS SHELLS

70-5998 Shell Std.
70-9023 Shell — .010 in. undersize.
70-9024 Shell — .020 in. undersize.
70-9025 Shell — .030 in. undersize.
70-9026 Shell — .040 in. undersize.

MAIN BEARING SHELLS

70-9027 — .010 in. undersize.
70-9028 — .020 in. undersize.
70-9029 — .030 in. undersize.
70-9030 — .040 in. undersize.

CYLINDER BLOCK

70-6529 Std.
71-2507 + .010 in. oversize.
71-2508 + .020 in. oversize.
71-2509 + .04 in. oversize.

VALVE GUIDES

71-3280 + .002 in. oversize.
71-3281 + .015 in. oversize.

GASKET SETS

DECOKE	99-0039
OVERHAUL	99-0030

FRONT BRAKE

Master cylinder repair kit	99-2768
Brake pad kit.	99-2769

MOTOR/GEARBOX

Assembly	71-3247. (U.S.A.)
	71-4070 (General)

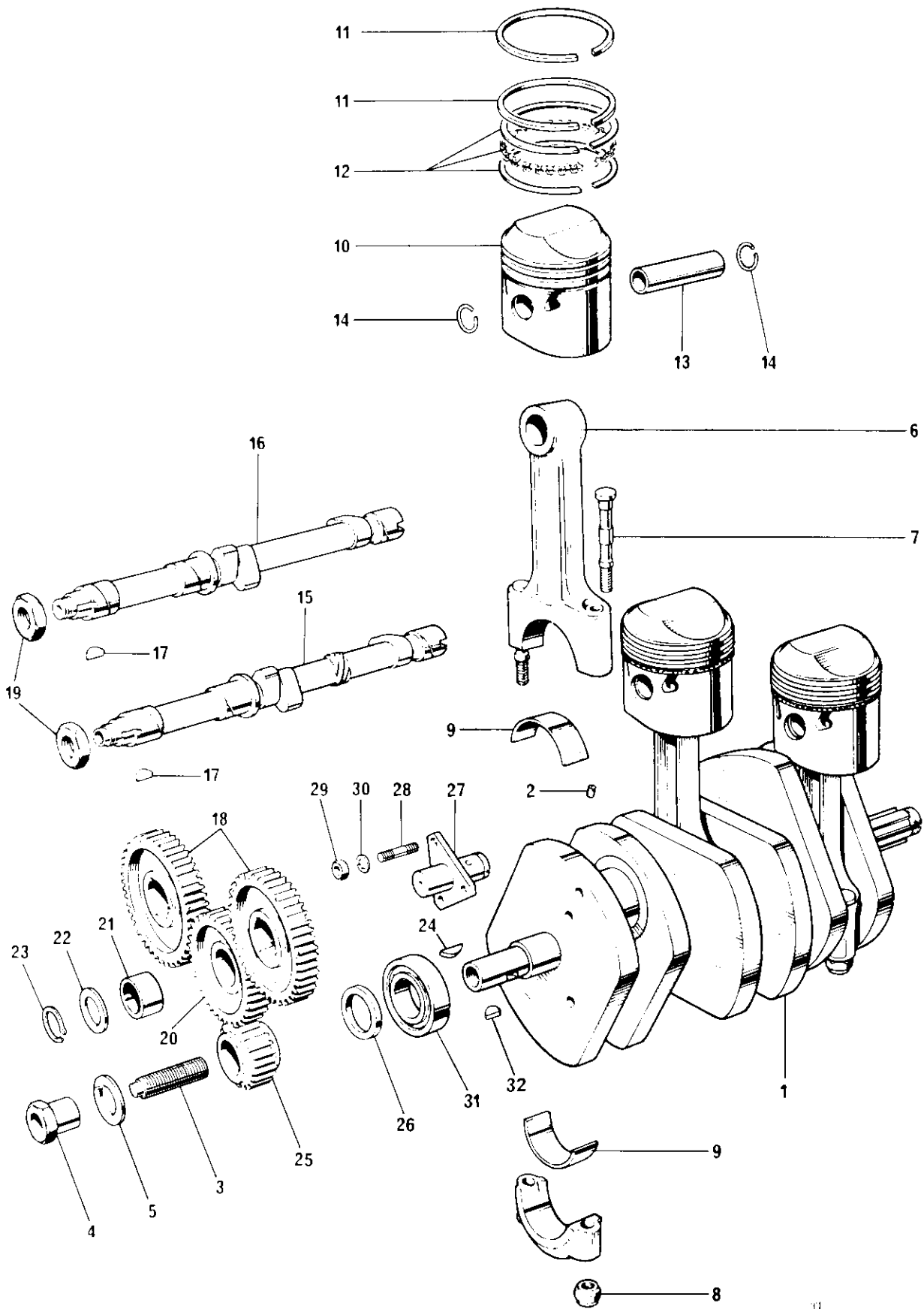


Fig. 1. CRANKSHAFT AND CONNECTING RODS

CRANKSHAFT AND CONNECTING RODS

1	71-3307	CRANKSHAFT ASSEMBLY	1
2	70-6577	Oilway plug	4
3	21-2185	Rotor stud (1 $\frac{1}{4}$ in. O.A.)	1
4	70-8763	Rotor nut	1
5	70-3975	Washer	1
6	70-9740	CON ROD ASSEMBLY	3
7	70-9727	Bolt con rod	2
8	60-3761	Nut con rod	2
9	70-5998	*Bearing, big end	6
10	70-9741	†PISTON ASSEMBLY	3
11	70-6838	‡Taper piston ring	2
12	70-9739	Scraper ring	1
13	70-6836	Wrist pin (Gudgeon pin)...	1
14	70-6840	Circlip	2
15	70-8765	Exhaust camshaft	1
16	70-8764	Intake camshaft	1
17	70-1558	Key, camshaft	2
18	71-2718	Pinion camshaft	2
19	70-6523	Nut, camshaft	2
20	71-2246	Intermediate timing gear	1
21	71-2248	Bronze bush	1
22	70-6088	Thrust washer	1
23	70-8768	Circlip	1
24	70-1580	Key—timing pinion	1
25	70-6524	Timing pinion	1
26	70-6173	Distance piece	1
27	71-2250	Spindle, intermediate gear	1
28	21-0547	Stud ($\frac{1}{4}$ in. O.A.)	3
29	14-0401	Nut, Intermediate gear	3
30	60-4250	Washer	3
31	70-8780	Main bearing (roller)	1
32	70-8144	Key-rotor	1

*Available in undersizes of —0.010", 0.020", 0.030", 0.040"
 †Available in oversizes of +0.010", 0.020", 0.040"
 ‡Available in oversizes of +0.010", 0.020", 0.040" } See page 7

ALTERNATIVE FITMENTS (NOT USA)

71-4069	Piston assembly 8.25 : 1 C.R.	3
---------	-------------------------------	-----	-----	-----	-----	-----	-----	-----	---

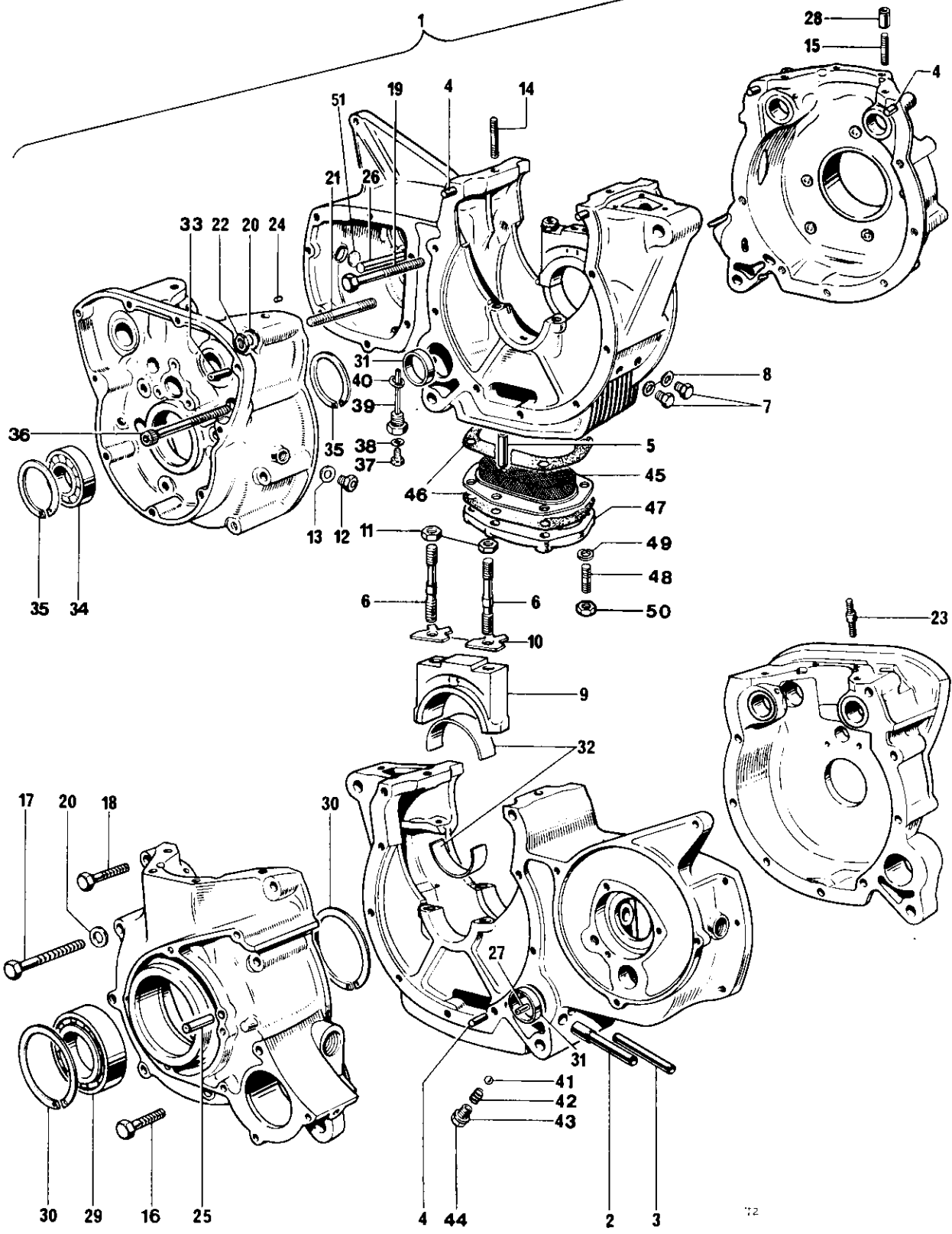


Fig. 2. CRANKCASES

CRANKCASE

1	71-3215	CRANKCASES (3 portions, assembled together)	1	
2	70-6573	Oil return pipe stub	1	
3	70-6574	Oil feed pipe stub	1	
4	70-8774	Dowel T.S. and D.S.	4	
5	70-6578	Scavenge tube	1	
6	70-8745	Waisted stud, main bearing cap	4	
7	14-6113	Plug, main bearing oilways	2	
8	70-8776	Washer	2	
9	71-3208	Cap, main bearing		Reference only
10	71-1129	Tab washer	4	
11	14-0303	Nut	4	
12	70-8755	Plug, timing aperture	1	
13	70-1523	Washer, timing aperture	1	
14	21-1931	Stud, cylinder base (1 $\frac{3}{4}$ in. O.A.)	4	
15	70-8738	Stud, cylinder at dowel (1 $\frac{3}{8}$ in. O.A.)	2	
16	14-6218	Clamping bolt	2	
17	14-6226	Clamping bolt	9	
18	14-6220	Clamping bolt	2	
19	14-6223	Clamping bolt	1	
20	60-4247	Washer	9	
21	14-1427	Stud, T.S. crankcase	2	
22	14-0302	Nut	2	
23	21-1912	Stud, cylinder base	4	
24	57-0912	Peg, needle roller thrust	1	
25	71-1051	Spindle, intermediate gear (oil pump)	1	
26	57-3989	Selector spindle	1	
27	70-1532	Dowel, oil pump to crankcase	1	
28	70-8751	Dowel, cylinder base	2	
29	70-1591	D.S. main bearing	1	
30	70-6025	Circlip, main bearing	2	
31	70-9856	Sleeve at 'O' ring	2	
32	70-6023	*Main Bearing Shell	4	
33	57-0989	Dowel	2	
34	70-8780	Main bearing T.S. (roller)	1	
35	70-6026	Circlip	2	
36	21-0678	Socket screw (4 in. U.H.)	1	
37	57-3851	Gearbox drain plug	1	
38	70-2441	Fibre washer	1	
39	21-0543	Level plug	1	
40	57-1257	Fibre washer	1	
41	60-2370	Non return valve ball ($\frac{7}{16}$ in. dia.)	1	
42	70-6567	Spring	1	
43	71-2792	Joint washer (copper)	1	
44	70 6584	Plug	1	
45	70-6501	Scavenge filter	1	
46	71-1444	Gasket	2	
47	70-6580	Cover	1	
48	71-1349	Stud, sump plate	6	
49	60-2320	Spring washer	6	
50	14-1301	Nut	6	
51	57-1920	Blanking disc	1	

*Available in undersize of 0.010", 0.020", 0.030", 0.040" (see page 7).

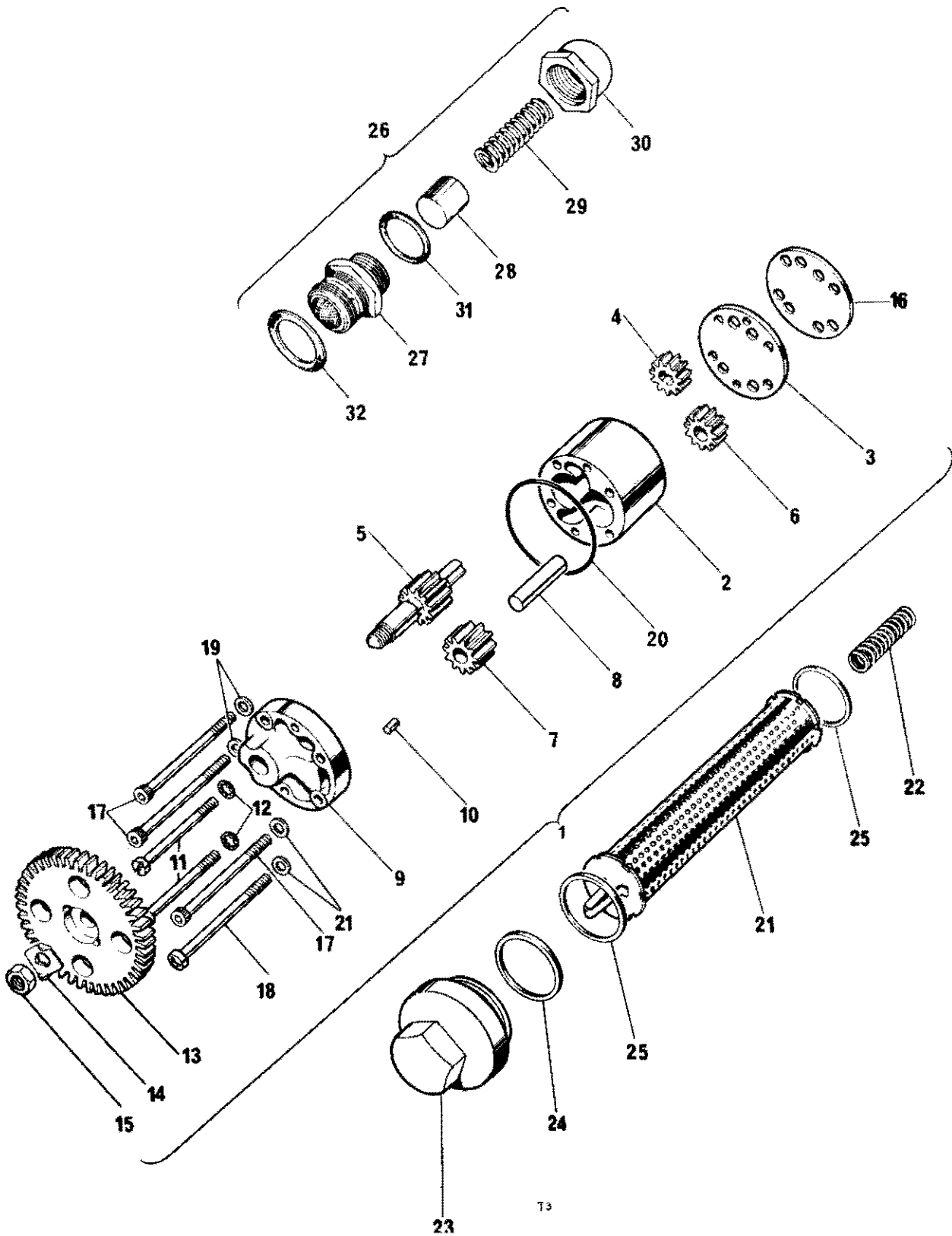


Fig. 3. OIL PUMP, RELEASE VALVE AND FILTER

OIL PUMP RELEASE VALVE AND OIL FILTER

1	71-1351	OIL PUMP COMPLETE	1	
2	70-6430	Oil pump, body	1	Reference only
3	70-6502	Base plate	1	
4	70-6455	Drive feed gear	1	
5	70-9887	Drive scavenge gear	1	
6	70-6038	Driven feed gear	1	
7	70-6039	Driven scavenge gear	1	
8	70-6454	Driven gear spindle	1	
9	70-9885	Cover	1	
10	70-6459	Dowel, cover to body	1	
11	21-0559	Screw, cover to body (2 in. U.H.)	2	
12	70-8731	Washer, cover to pump screw	2	
13	71-4237	Driven gear	1	
14	71-1353	Tab washer	1	
15	14-0402	Nut	1	
16	71-1442	Gasket, oil pump to crankcase	1	
17	71-4236	Screw, pump to crankcase (2½ in. U.H.)	3	
18	70-9601	Screw, pump to crankcase at dowel (2¾ in. U.H.)	1	
19	70-8732	Washer, pump to crankcase	4	
20	70-6570	Seal, pump to crankcase	1	
21	70-6571	Oil filter element	1	
22	70-6130	Spring	1	
23	71-1270	Cap	1	
24	71-1070	'O' ring—cap	1	
25	71-1070	'O' ring—filter	2	
Not illus.	60-3719	Oil pressure switch	1	
26	70-6595	OIL PRESSURE RELEASE VALVE	1	
27	70-7590	Body	1	Reference only
28	70-8752	Piston	1	
29	70-7591	Spring	1	
30	70-6596	Cap	1	
31	70-8754	Joint washer (cap to body)	1	
32	70-1670	Joint washer (valve to crankcase)	1	

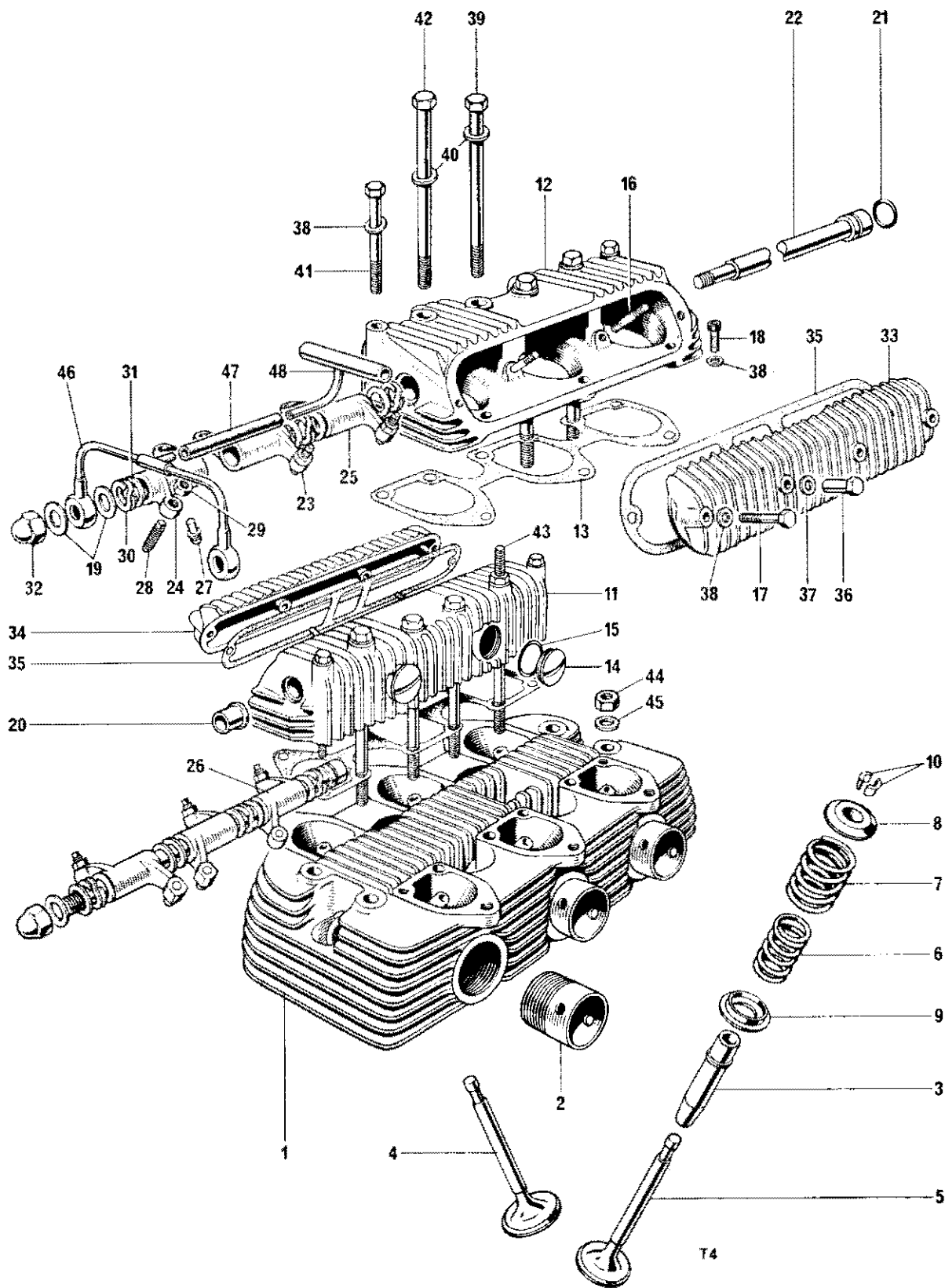
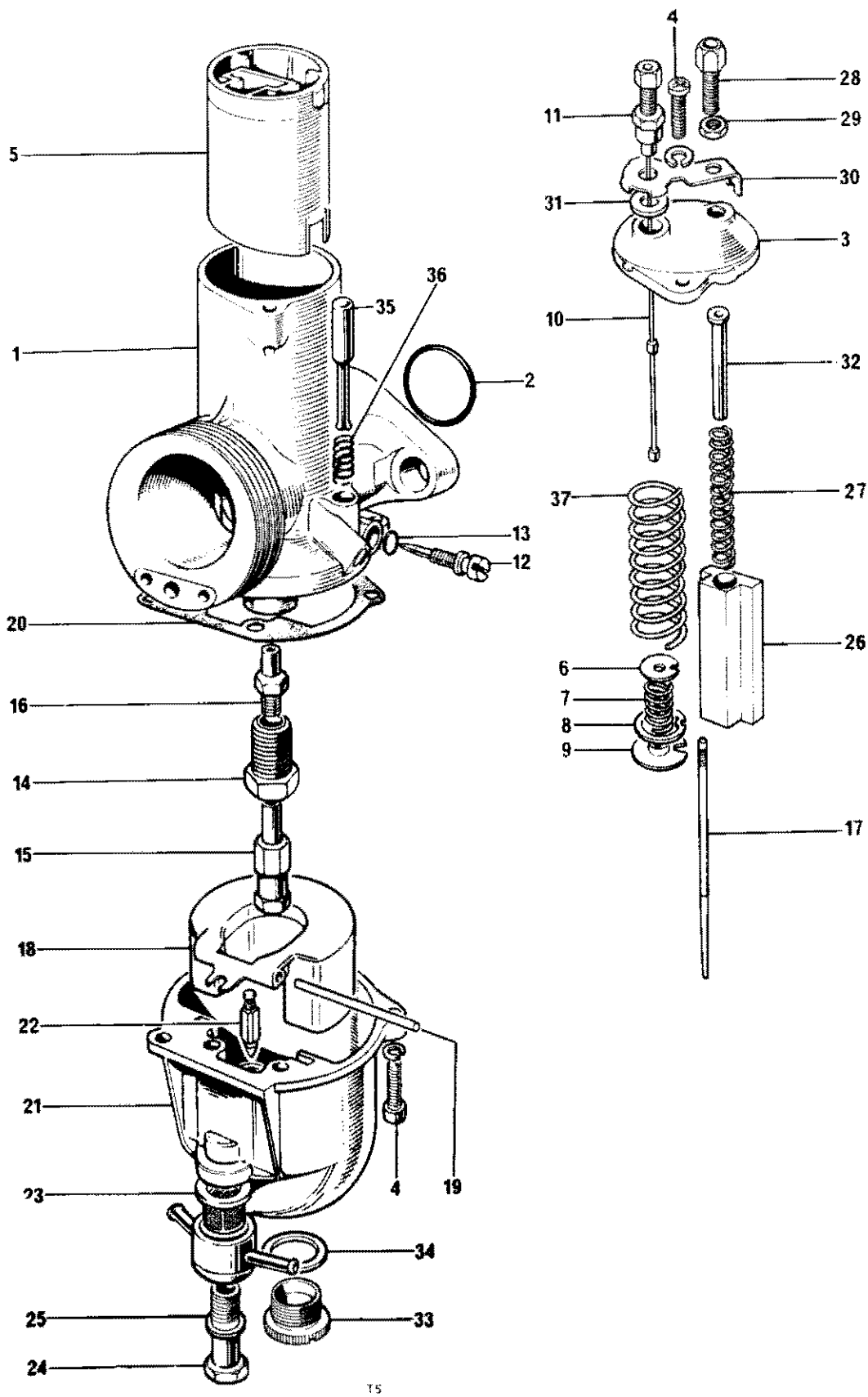


Fig. 4. CYLINDER HEAD AND ROCKER BOXES

CYLINDER HEAD AND ROCKER BOXES

1	70-8781	CYLINDER HEAD	1	
2	70-9510	Exhaust pipe adaptor	3	
3	70-6420	Valve guide	6	
4	71-3361	Intake valve	3	
5	71-3362	Exhaust valve	3	
6	70-8787	Inner valve spring (White and red paint dabs)	6	
7	70-8788	Outer valve spring (White and red paint dabs)	6	
8	70-8720	Top collar	6	
9	70-8789	Bottom cup	6	
10	71-3748	Split cotter	12	
11	71-4245	Intake rocker box	1	
12	71-4246	Exhaust rocker box	1	
13	70-8773	Rocker box gasket	2	
14	57-2166	Rocker box cap	4	
15	70-8782	"O" ring cap	4	
16	14-1401	Stud, rocker box cover	4	
17	14-0202	Bolt, rocker box cover	4	
18	14-7004	Screw	6	
19	70-1335	Copper washer	4	
20	70-6018	Bush, T.S. for rocker spindle	2	
21	60-3548	"O" ring, D.S. bush	2	
22	70-9558	Rocker spindle	2	
23	71-3587	ROCKER LEVER, T.S. INLET/CENTRE EXHAUST	2	
24	71-3588	ROCKER LEVER, T.S. EXHAUST/CENTRE INLET	2	
25	71-3589	ROCKER LEVER, EXHAUST D.S.	1	
26	71-3590	ROCKER LEVER, INLET D.S.	1	
27	71-0070	Ball pin	6	
28	71-3358	Adjusting pin	6	
29	14-0402	Locknut	6	
30	70-1574	Thackeray washer	6	
31	70-1575	Plain washer	12	
32	21-0550	Dome nut	2	
33	70-6564	Inspection cover, exhaust	1	
34	70-6563	Inspection cover, inlet	1	
35	71-1445	Gasket	2	
36	70-9237	Sleeve nut	4	
37	70-9239	Plain washer	4	
38	60-4245	Washer	8	
39	70-8820	Bolt, short rockerbox to barrel ($\frac{5}{16}$ " \times $4\frac{1}{4}$ ")	4	
40	70-9240	Washer	8	
41	14-6211	Bolt, rocker box to head	4	
42	70-8819	Bolt, rocker box to barrel ($\frac{5}{16}$ " \times $4\frac{1}{2}$ ")	2	
43	71-0280	Bolt, torque stay, rocker box to barrel ($5\frac{1}{2}$ in.)	2	
44	14-0303	Nut	4	
45	82-2184	Washer	4	
46	71-1168	Rocker pipe	1	
47	71-1175	Connecting tube	1	
48	71-1172	Oil feed pipe	1	



T5

Fig. 5. CARBURETORS

Ref. No.	Part No.	DESCRIPTION	QUANTITY	REMARKS
CARBURETORS				
1	60-4092	CARBURETOR R.H. (Amal R626/66)	1	
1	60-4094	CARBURETOR CENTRE (Amal R626/68)	1	
1	60-4093	CARBURETOR L.H. (Amal. L626/67)	1	
2	622/101	'O' ring seal (99-0522)	3	
3	622/097	Mixing chamber top (99-1049)	1	
4	622/086	Screw (99-0521)	4	
5	622/060	Throttle valve (No. 3½) (99-0506):	1	
6	60-1959	Top spring abutment	1	
7	60-1960	Spring	1	
8	622/067	Needle clip (99-0510)	1	
9	60-1987	Bottom spring abutment	1	
10	60-1984	Throttle rod assembly	1	
11	70-9253	Locknut	1	
12	622/076	Pilot air screw (99-0515)	1	
13	622/082	Friction 'O' ring (99-0520)	1	
14	622/128	Jet holder (99-1034)	1	
15	376/100	Main jet (150) (99-1020)	1	
16	622/122	Needle jet (106) (99-1035)	1	
17	622/124	Needle (Standard) (99-1036)	1	
18	622/069	Float (99-0512)	1	
19	622/071	Float spindle (99-0513)	1	} Each Carburetor
20	622/073	Joint washer (99-0514)	1	
21	622/050	Float chamber (99-0506)	1	
22	622/068	Float needle (99-0511)	1	
23	376/093	Filter (99-0438)	1	
24	622/078	Banjo bolt (99-0517)	1	
25	13/163	Fibre washer (99-1124)	1	
26	622/062	Air slide (99-1021)	1	
27	622/186	Spring	1	
28	4/035	Cable adjuster (99-1024)	1	
29	5/077	Locknut (99-0224)	1	
30	622/125	Clip (99-1022)	1	
31	622/126	Sealing rubber (99-1023)	1	
32	622/134	Air slide guide tube (99-1051)	1	
33	622/147	Drain plug (99-1152)	1	
34	622/151	Washer (99-1153):	1	
35	622/089	Tickler pin	1	Reference only
36	14/032	Tickler pin spring	1	Reference only
37	71-3312	Spring-carburetor slide	1	

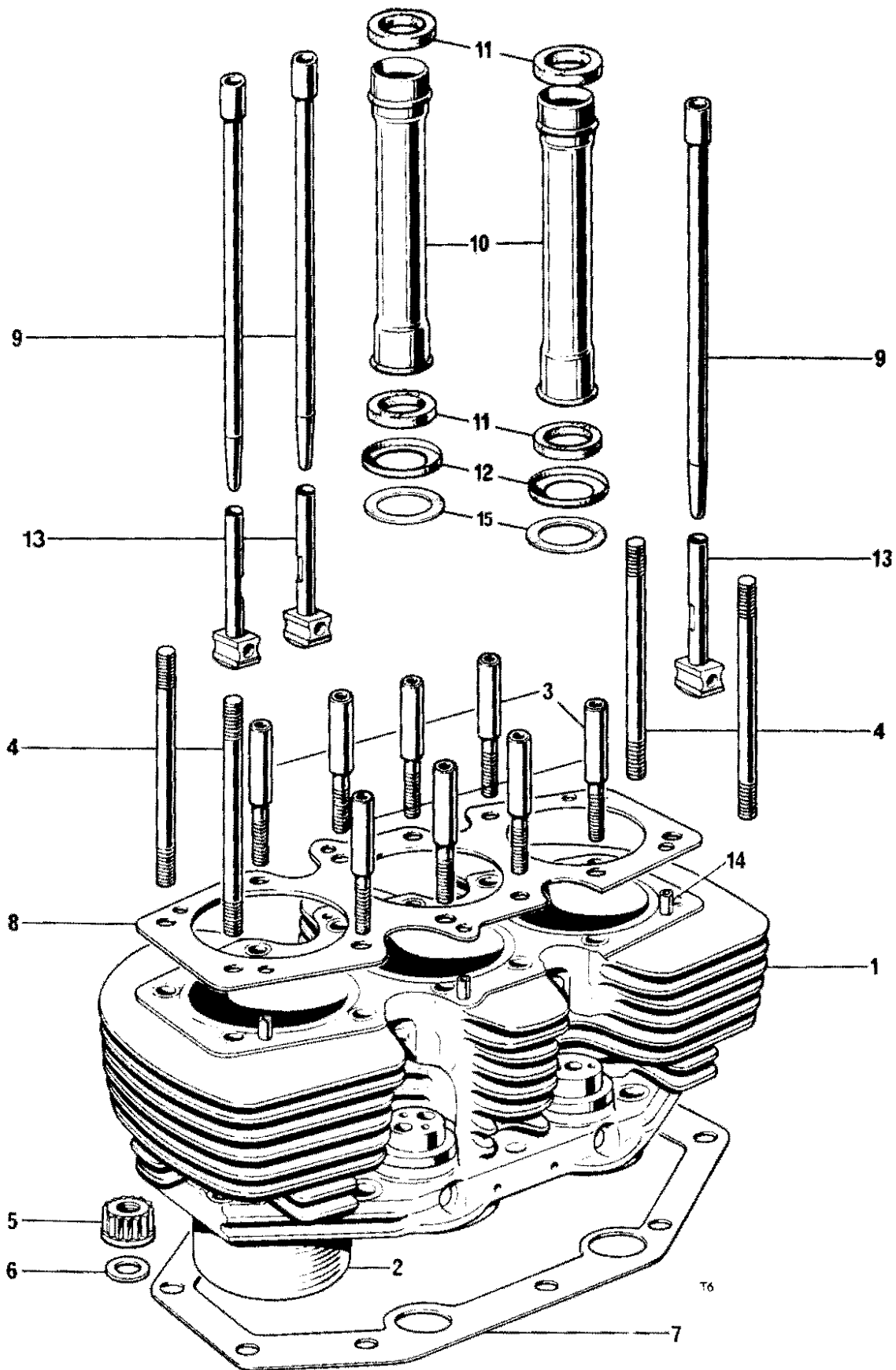


Fig. 6. CYLINDER BARREL, PUSH RODS AND TUBES, TAPPETS

CYLINDER BARREL, PUSH RODS AND TUBES, TAPPET BLOCKS

1	71-3209	CYLINDER BARREL C/W LINERS	1
2	70-8914	Cylinder liner	3
3	70-9817	Pillar stud	8
4	21-0686	Stud, barrel to head ($4\frac{1}{8}$ in. O.A.)	4
5	21-0692	Base nut (12 point)	10
6	70-8770	Washer	10
7	70-6496	Cylinder base gasket	1
8	71-3941	Cylinder head gasket	1
9	71-1238	Push rod	6
10	71-4000	Push rod tube	4
11	70-4752	Sealing rubber	8
12	70-4746	Bottom cup	4
13	71-3213	Tappet	6
14	70-1532	Dowel	6
15	71-1190	Gasket, push rod cover tube	4

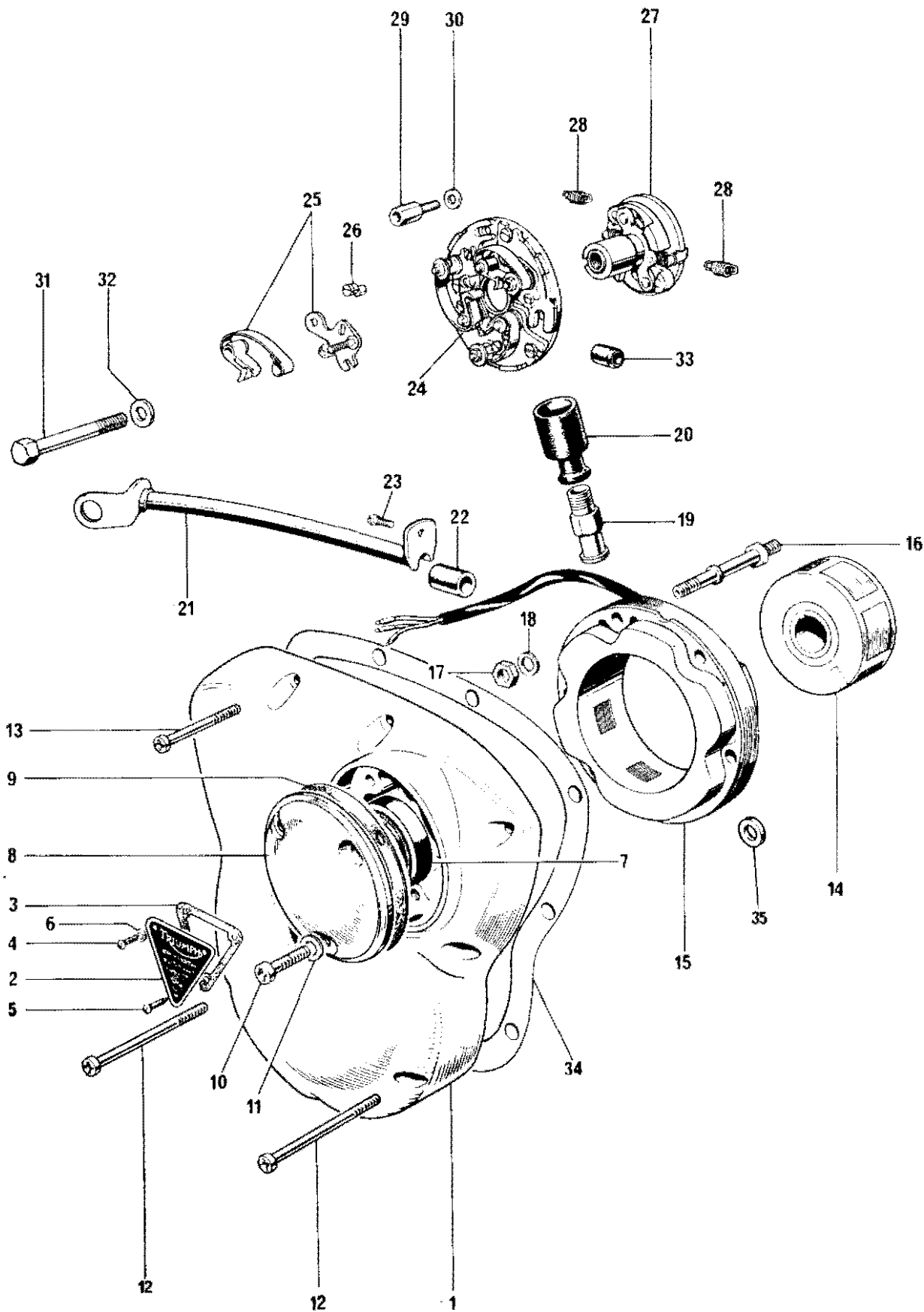


Fig. 7. TIMING COVER AND CONTACT BREAKER

TIMING COVER AND CONTACT BREAKER

1	70-6432	Timing cover	1	
2	70-8762	Cover, timing aperture	1	
3	71-1440	Joint washer	1	
4	71-0007	Screw ($\frac{5}{16}$ in. U.H.)	2	
5	71-0006	Pointer screw	1	
6	70-9266	Washer	3	
7	70-4568	Oil seal	1	
8	70-6519	C:B. cover	1	
9	71-1441	Gasket C:B. cover	1	
10	82-4715	Screw ($\frac{1}{2}$ in. U.H.)	3	
11	97-0430	Washer	3	
12	14-6612	Screw	3	
13	14-6608	Screw	6	
14	54210937	Rotor (99-0739) RM 20	1	
15	47205	Stator (99-1016)—RM 21	1	
16	70-6522	Stud, alternator mounting	3	
17	21-1852	Nut, alternator mounting	3	
18	60-4247	Washer	3	
19	70-8760	Cable seal nut	1	
20	70-4144	Grommet	1	
21	70-8757	Cover, alternator leads	1	
22	70-8756	Rubber ferrule	1	
23	97-0916	Screw, lead cover to crankcase ($\frac{5}{16}$ in. U.H.)	1	
24	54419327	CONTACT BREAKER 7CA (99-1233)	1	
25	54419828	Contact set (99-1014)	3	
26	54419220	Adjusting screw (99-0769)	3	
27	54419867	AUTO ADVANCE UNIT (99-1015)	1	
28	54417992	Spring (99-1234)	2	
29	70-6521	Pillar bolt	3	
30	70-6559	Washer	3	
31	14-0208	Bolt C.B.	1	
32	70-8163	Washer	1	
33	70-8756	Grommet	2	
34	71-1350	Gasket timing cover	1	
35	97-2123	Distance piece, stator	6	

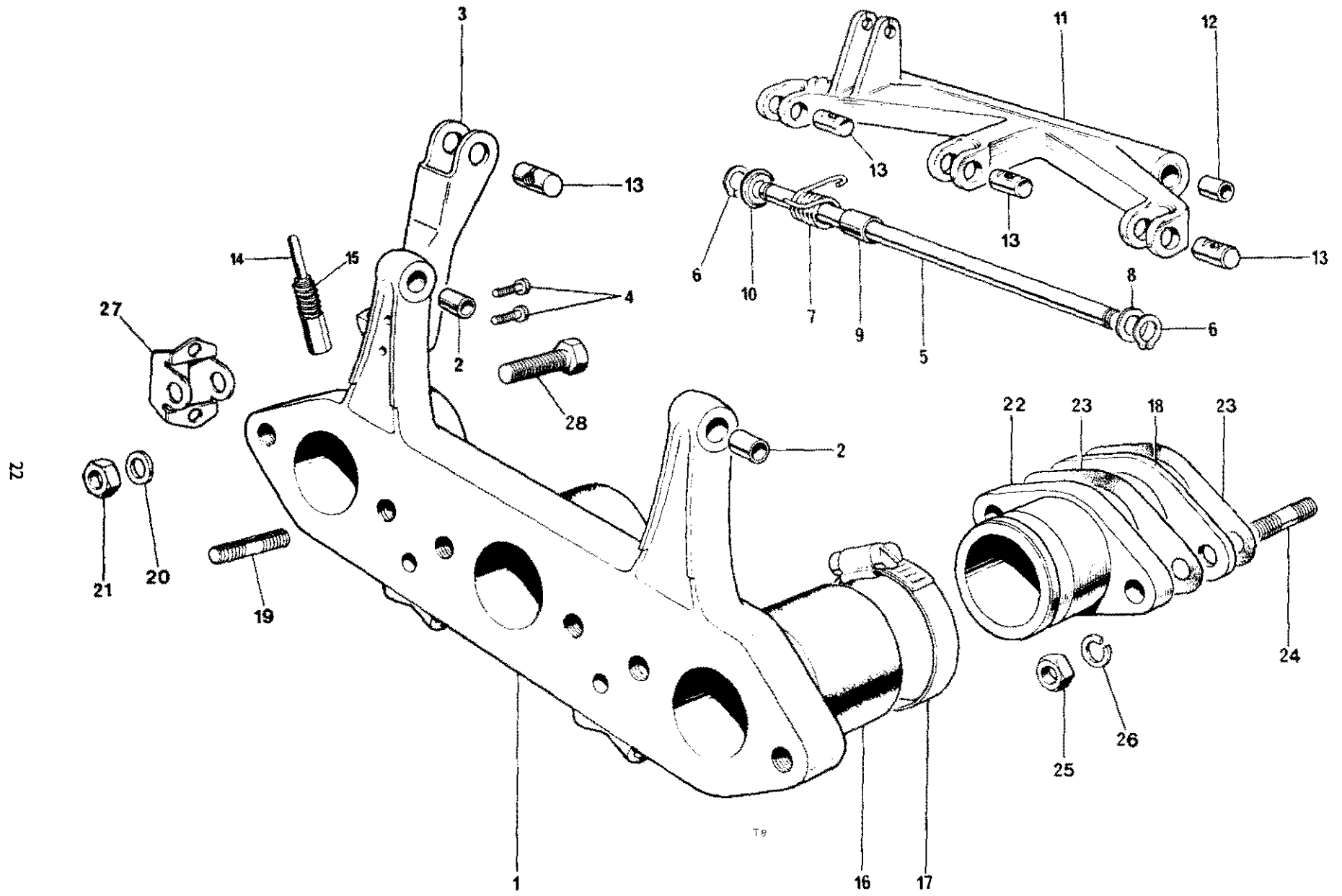


Fig. 8. MANIFOLD AND THROTTLE LINKAGE

MANIFOLD AND THROTTLE LINKAGE

Ref. No.	Part No.	DESCRIPTION	QUANTITY	REMARKS
1	71-1303	ADAPTOR c/w BUSHES	1	
2	70-9073	Bush	2	
3	70-9242	Support arm	1	
4	21-1930	Screw self-tapping	2	
5	70-9251	Spindle	1	
6	70-9255	Circlip	2	
7	71-3311	Return spring	1	
8	71-0245	Washer	1	
9	70-9820	Spacer	1	
10	70-9821	Retaining cup	1	
11	70-9278	Operating arm	1	
12	70-9073	Bush	2	
13	70-9243	Trunnion	4	
14	71-3924	Screw, adjuster	1	
15	70-9254	Spring	1	
16	70-9060	Rubber sleeve	3	
17	60-0707	Jubilee type clip	6	
18	70-8981	Insulating block	3	
19	14-1619	Stud carburetor	5	
20	60-4247	Washer	6	
21	14-1302	Nut, carburetor fixing	6	
22	70-9057	Stub, cylinder head	3	
23	71-1446	Joint washer, stub to head	5	
24	21-0557	Stub (1 $\frac{5}{32}$ " O.A.) cylinder head	6	
25	14-1301	Nut	6	
26	60-4248	Washer	6	
27	83-3665	Bracket, air control lever	1	
28	14-0219	Bolt, bracket	1	

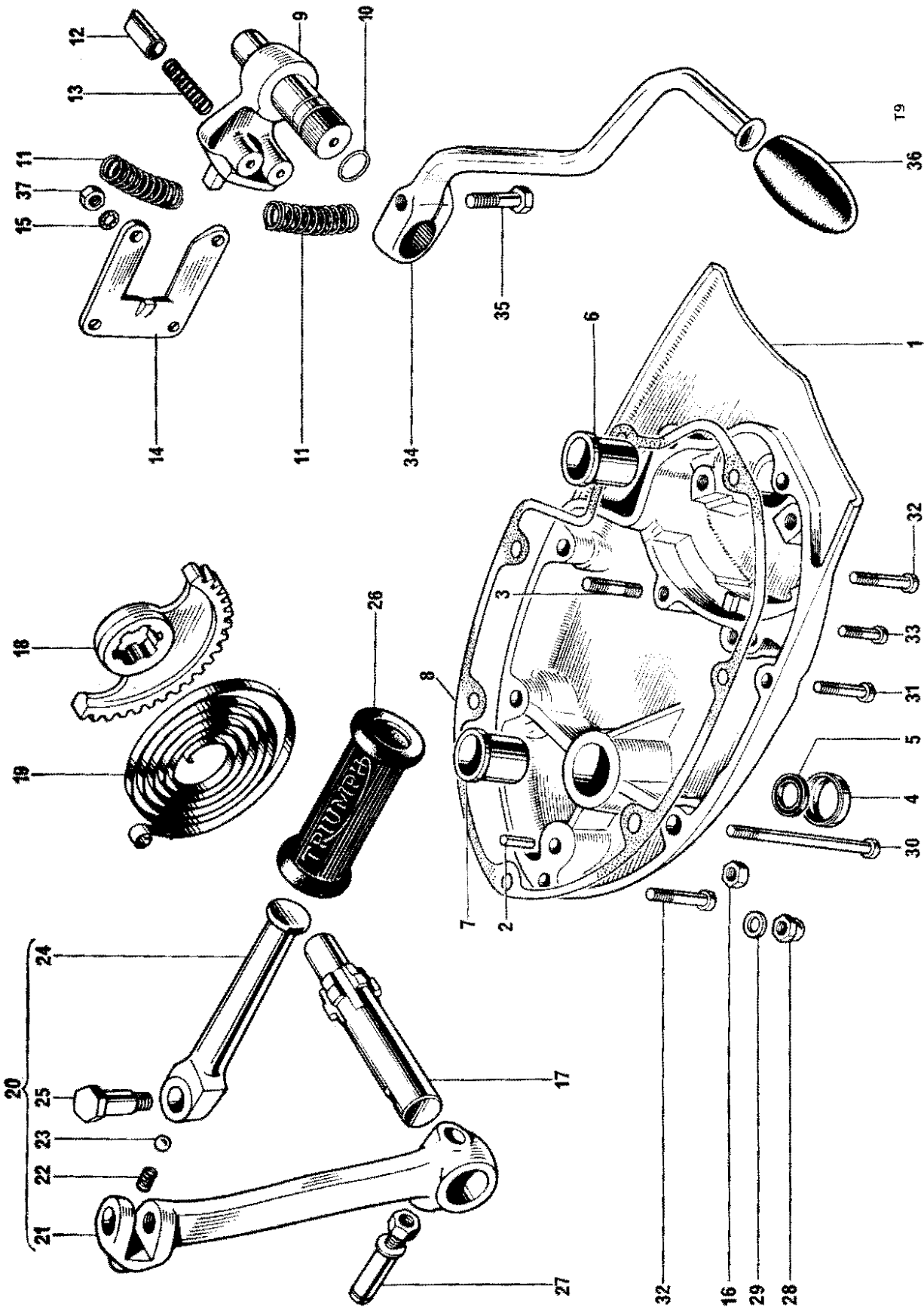


Fig. 9. GEARBOX OUTER COVER

Ref. No.	Part No.	DESCRIPTION	QUANTITY	REMARKS
----------	----------	-------------	----------	---------

GEARBOX OUTER COVER

1	57-3750	GEARBOX OUTER COVER ...	1	
2	57-0047	Kickstart anchor peg ...	1	
3	21-0547	Stud guide plate ($\frac{7}{8}$ in. O.A.) ...	4	
4	57-1955	Housing, oil seal ...	1	
5	57-1956	Oil seal ...	1	
6	57-0057	Bush (F/C Spindle) ...	1	
7	57-0023	Bush (K/S Spindle) ...	1	
8	71-1448	Gasket, outer to inner gearbox ...	1	
9	57-4910	Plunger quadrant ...	1	
10	60-3530	Sealing Ring ...	1	
11	57-0404	Spring ...	2	
12	57-4403	Plunger ...	2	
13	57-0405	Spring ...	2	
14	57-0407	Guide plate ...	1	
15	70-1612	Washer ...	4	
16	14-1302	Nut ...	4	
17	57-4756	Kickstart axle shaft ...	1	
18	57-4117	Kickstart quadrant ...	1	
19	57-0031	Kickstart return spring ...	1	
20	57-3632	FOLDING KICKSTART COMPLETE :	1	
21	57-2173	Crank ...	1	
22	57-1167	Spring ...	1	
23	60-2364	Ball, $\frac{1}{4}$ in. dia. ...	1	
24	57-1272	Pedal ...	1	
25	21-0541	Pivot bolt ...	1	
26	57-2330	Rubber ...	1	
27	57-4356	Cotter pin c/w nut and washer ...	1	
25	21-0544	Domed nut outer cover ...	2	
29	60-4247	Washer ...	2	
30	21-2140	Screw, outer cover long ...	1	
31	14-6609	Screw, outer cover ...	1	
32	14-6610	Screw, outer cover ...	2	
33	14-6608	Screw, outer cover ...	1	
34	57-3751	Gearchange pedal ...	1	
35	14-0201	Pinch bolt ...	1	
36	57-2450	Rubber ...	1	
37	14-0301	Nut ...	4	

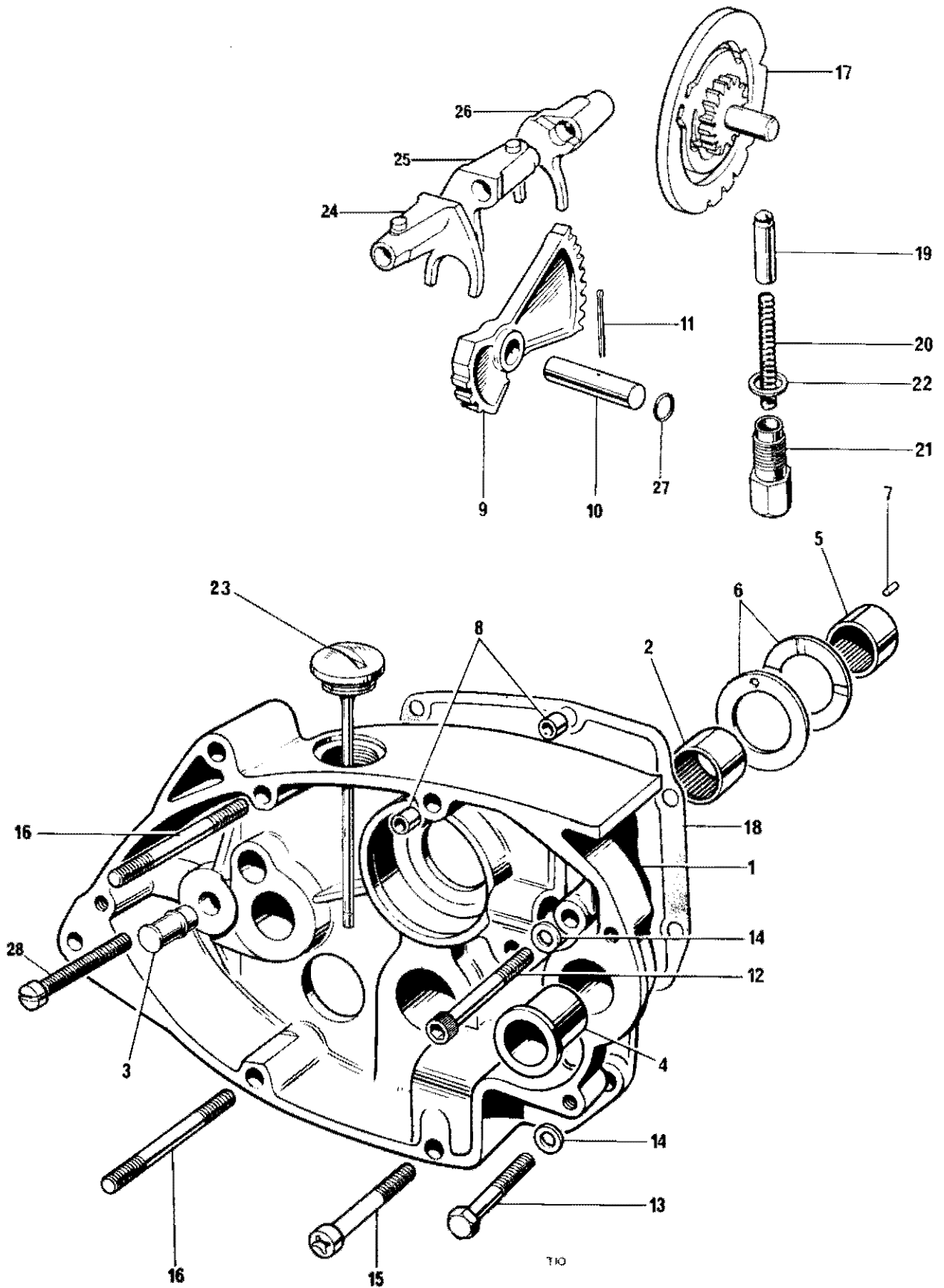
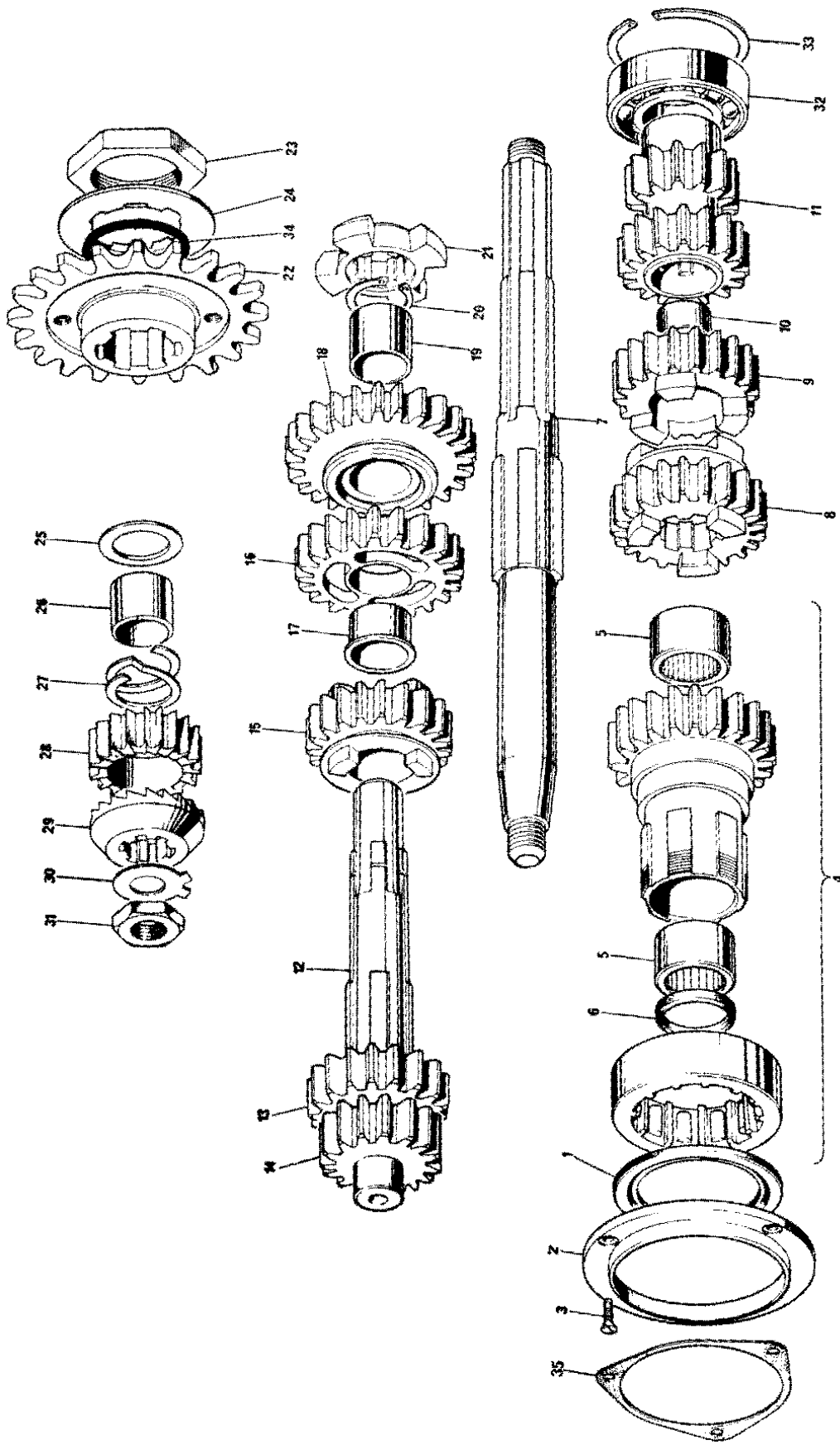


Fig. 10. GEARBOX INNER COVER AND SELECTORS

GEARBOX INNER COVER AND SELECTORS

1	57-4633	INNER COVER ASSEMBLY	1	
1	57-4947	Inner cover	1	
2	57-1614	Layshaft Bearing	1	
3	57-4470	Kickstart stop	1	
4	57-0412	Bush (F/C spindle)	1	
5	57-1606	Layshaft, needle roller bearing	1	
6	57-1607	Thrust washer	2	
7	57-0912	Peg, L/S thrutt washer	(Also in crankcase group)
8	57-0989	Dowel, inner to outer cover	2	
9	57-4363	Quadrant	1	
10	57-1896	Quadrant spindle :	1	
11	60-2708	Split pin (5/64 in. + 1 $\frac{3}{8}$ in.)	Reference only
12	14-7101	Socket screw	1	
13	14-6121	Bolt, inner cover to crankcase	1	
14	70-3446	Washer, inner cover to crankcase	1	
15	21 1917	Screw, inner cover to crankcase (2 $\frac{7}{8}$ in. U.H.)	1	
16	14-1431	Stud, gearbox cover	2	
17	57-4624	Camplate	1	
18	71-1447	Gasket, inner cover to crankcase	1	
19	57-3660	Plunger	1	
20	57-4459	Plunger spring	1	
21	57-4400	Plunger sleeve nut	1	
22	57-3978	Washer :... ..	1	
23	57-4948	Filler cap	1	
24	57-4364	Selector fork—mainshaft 4th gear	1	
25	57-4366	Selector fork—layshaft 3rd gear	1	
26	57-4660	Selector fork—layshaft 1st gear	1	
27	37-3761	'O' ring, gearchange quadrant spindle	1	
28	14-6614	Screw, inner cover to crankcase (2 $\frac{1}{2}$ in. U.H.)	1	



71

Fig. 11. GEARBOX SHAFTS AND GEARS

GEARBOX SHAFTS AND GEARS

1	60-3510	Oil seal	1	
2	57-4394	Housing—oil seal	1	
3	21-2106	Screw	3	
4	57-4781	MAINSHAFT HIGH GEAR ASSEMBLY (c/w bearing)	1	
5	60-3511	Needle Roller bearing	2	
6	60-3500	Oil Seal	1	
7	57-4370	Mainshaft	1	
8	57-4376	Mainshaft 4th gear	1	
9	57-4377	MAINSHAFT 3rd GEAR	1	
10	57-4575	Bush	1	
11	57-4653	Mainshaft 1st and 2nd gear	1	
12	57-4900	Layshaft	1	
13	57-4787	Layshaft 4th gear		Reference only
14	57-4791	Layshaft high gear		Reference only
15	57-4647	Layshaft 3rd gear	1	
16	57-4657	LAYSHAFT 2nd GEAR	1	
17	57-4662	Bush	1	
18	57-4654	LAYSHAFT 1st GEAR	1	
19	57-4663	Bush	1	
20	60-3494	Circlip	1	
21	57-4661	Driving dog	1	
22	57-4784	Gearbox sprocket—18T	1	
23	57-4396	Locknut	1	
24	57-4909	Lock washer	1	
25	57-1962	Washer	1	
26	57-1963	Pinion sleeve	1	
27	57-1250	Pinion spring	1	
28	57-0730	Kickstart pinion	1	
29	57-0731	Kickstart ratchet	1	
30	57-2240	Tab washer	1	
31	21-0594	Nut	1	
32	60-3552	Mainshaft bearing	1	
33	57-4113	Bearing Circlip	1	
34	71-1070	'O' ring, gearbox sprocket	1	
35	71-1451	Gasket—oil seal housing	1	

N.B. High gear bearing not available as a separate item

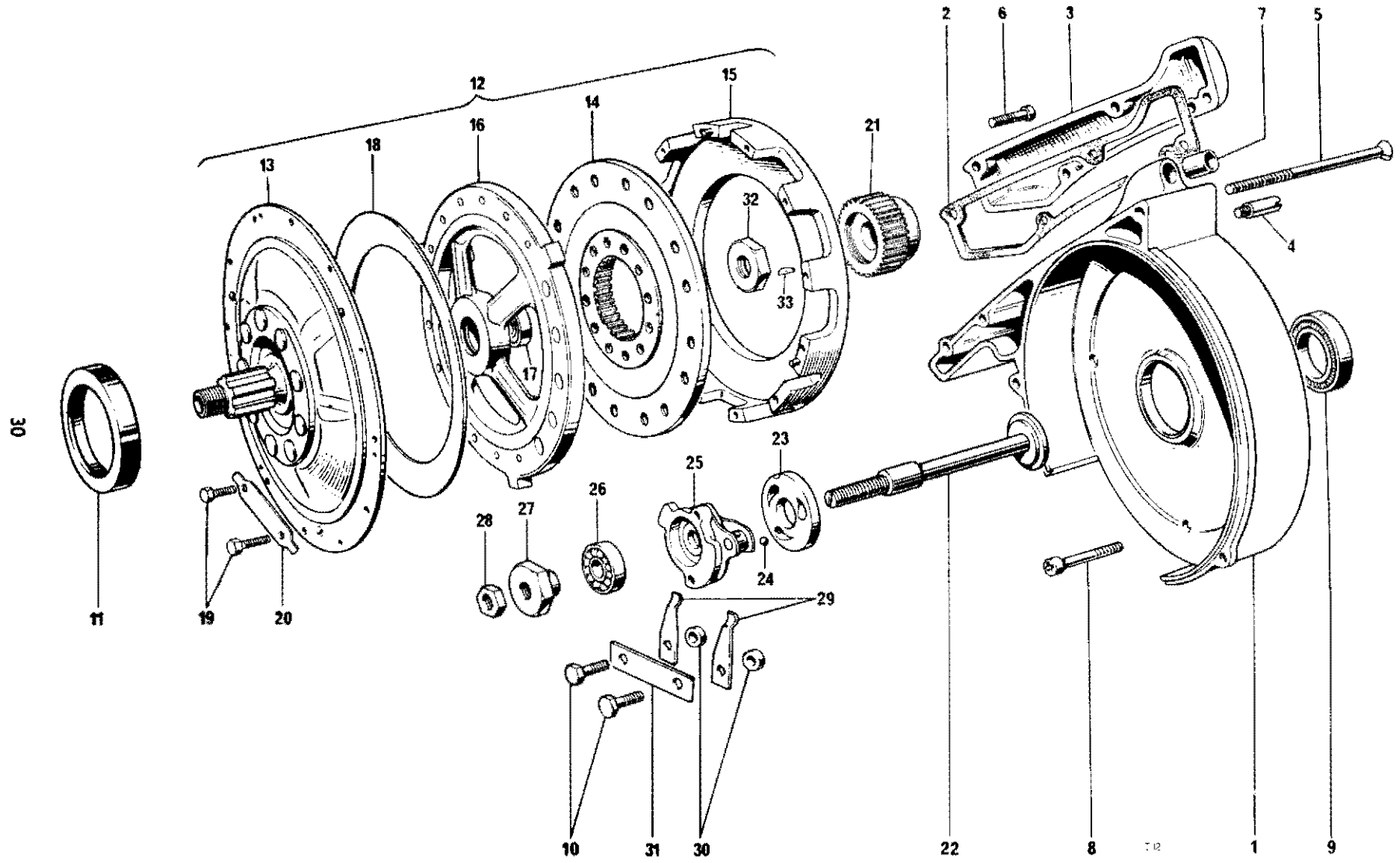


Fig. 12. CLUTCH AND CLUTCH OPERATING MECHANISM

CLUTCH AND CLUTCH OPERATING MECHANISM

Ref. No.	Part No.	Description	Quantity	Remarks
1	57-2554	Clutch cover	1	
2	71-1452	Joint washer	1	
3	57-2555	Cover, breather duct	1	
4	57-3756	Adaptor	1	
5	14-6515	Screw, long, cover to crankcase (4 in. U.H.)	1	
6	21-0680	Screw, short, cover to crankcase ($\frac{1}{8}$ in.)	3	
7	57-2557	Tube	1	
8	14-6610	Screw cover to crankcase	3	
9	57-3642	Oil seal cover to mainshaft	1	
10	14-6102	Bolt	2	
11	57-3642	Oil seal clutch shaft	1	
12	57-2562	CLUTCH ASSEMBLY (BORG & BECK 76183)	1	
13	57-3705	End cover, assembly (BORG & BECK 76169)	1	
14	57-3709	Driven plate assembly (BORG & BECK 53273)	1	
15	57-3708	Drive ring (BORG & BECK 76167)	1	
16	57-3715	Pressure plate (BORG & BECK 76184)	1	
17	57-3717	Thrust bearing (BORG & BECK 76168)	1	
18	57-3718	Diaphragm spring red (BORG & BECK 75303/13)	1	
19	57-3719	Bolt end cover to housing (BORG & BECK K26904)	12	
20	57-3720	Tab washer, end cover to housing (BORG & BECK 76170)	6	
21	57-2580	Clutch hub	1	
22	57-2552	Pull rod clutch release	1	
23	57-2465	Thrust plate inner	1	
24	60-2364	Ball, $\frac{1}{8}$ in. dia.	3	
25	57-2547	Clutch lever complete	1	
26	57-3647	Bearing, outer thrust plate	1	
27	57-2553	Sleeve nut	1	
28	14-0402	Locknut	1	
29	57-2473	Spring, outer thrust plate	2	
30	57 3638	Distance piece, outer thrust plate	2	
31	57-2474	Tab washer	1	
32	21-0681	Nut-clutch hub	1	
33	60-4253	Key-clutch hub	1	

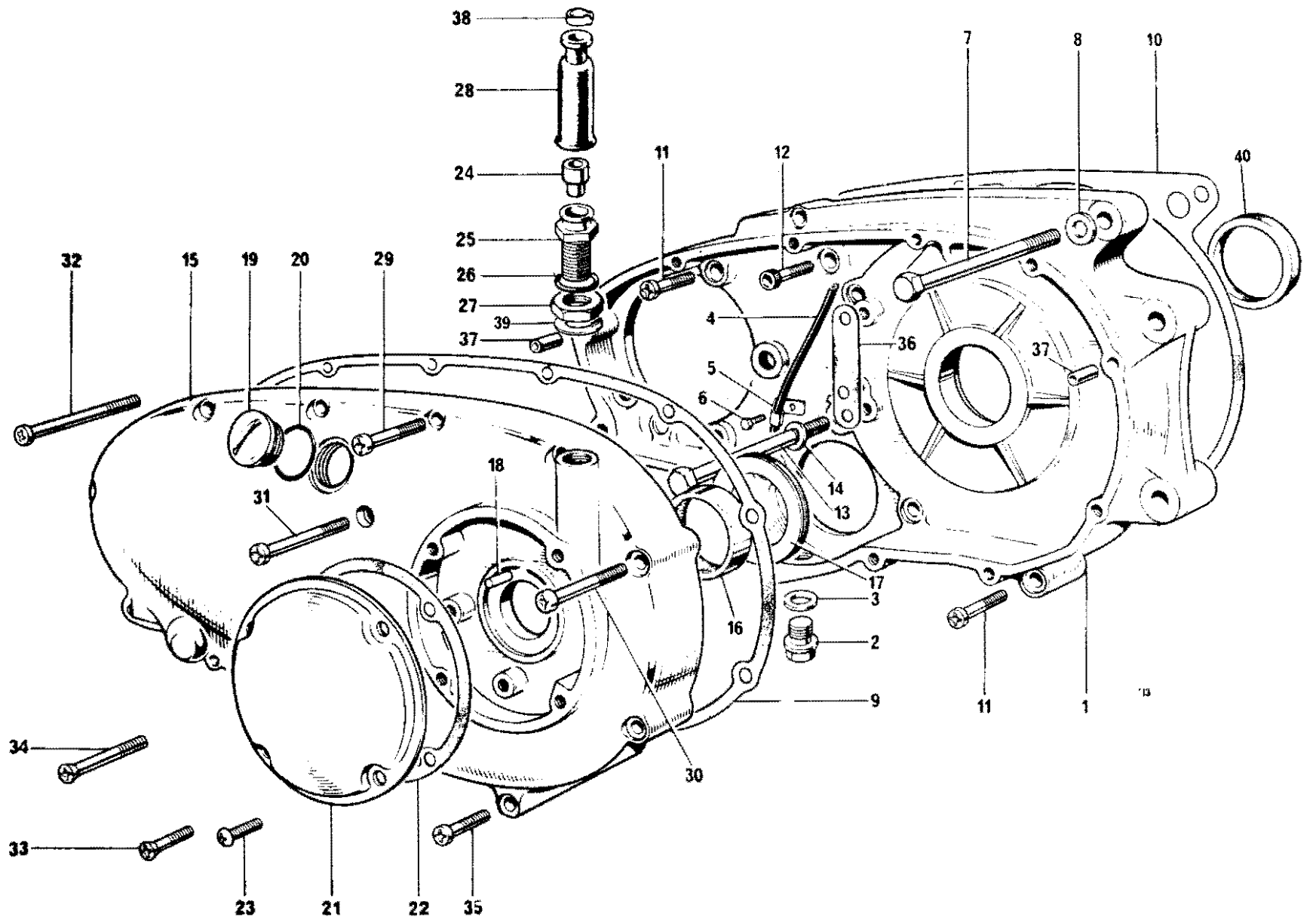


Fig. 13. INNER AND OUTER CHAINCASE

INNER AND OUTER CHAINCASE

1	57-4018	Inner primary chaincase	1
2	21-0536	Drain plug	1
3	70-0402	Washer	1
4	71-3925	Tube, chain oiler	1
5	70-4705	Clip, chain oiler—tube	1
6	14-6101	Bolt, clip	1
7	21-1820	Bolt, long	1
8	60-4247	Washer	1
9	71-1454	Gasket inner to outer chaincase	1
10	71-1453	Gasket inner case to crankcase	1
11	14-6606	Screw, short	2
12	14-7006	Socket screw	7
13	21-1819	Bolt	1
14	60-4247	Washer	1
15	57-4593	OUTER PRIMARY CHAINCASE	1
16	57-3643	Needle roller bearing	1
17	57-2215	Thrust washer	1
18	57-0912	Peg, thrust plate	1
19	57-2166	Filler plug	1
20	70-8782	"O" ring	1
21	57-3954	Inspection cover	1
22	71-1449	Inspection cover gasket	1
23	14-6605	Screw, inspection cover	4
24	57-2220	Clutch cable abutment	1
25	57-1645	Adaptor	1
26	57-3733	Sealing Ring	1
27	21-0567	Locknut	1
28	57-1646	Rubber cap	1
29	14-6611	Screw, outer to inner chaincase	6
30	14-6612	Screw, outer to inner chaincase:	1
31	14-6613	Screw, long outer to inner chaincase	2
32	14-6615	Screw, outer to inner chaincase	1
33	14-6504	Screw, short countersunk	2
34	14-6509	Screw, long countersunk	1
35	14-6610	Screw, short, chaincase	1
36	71-2793	Joint washer	1
37	57-0989	Dowel	2
38	57-4194	Clip, clutch cable	1
39	57-3990	Washer, abutment locknut	1
40	57-3642	Oil seal	1

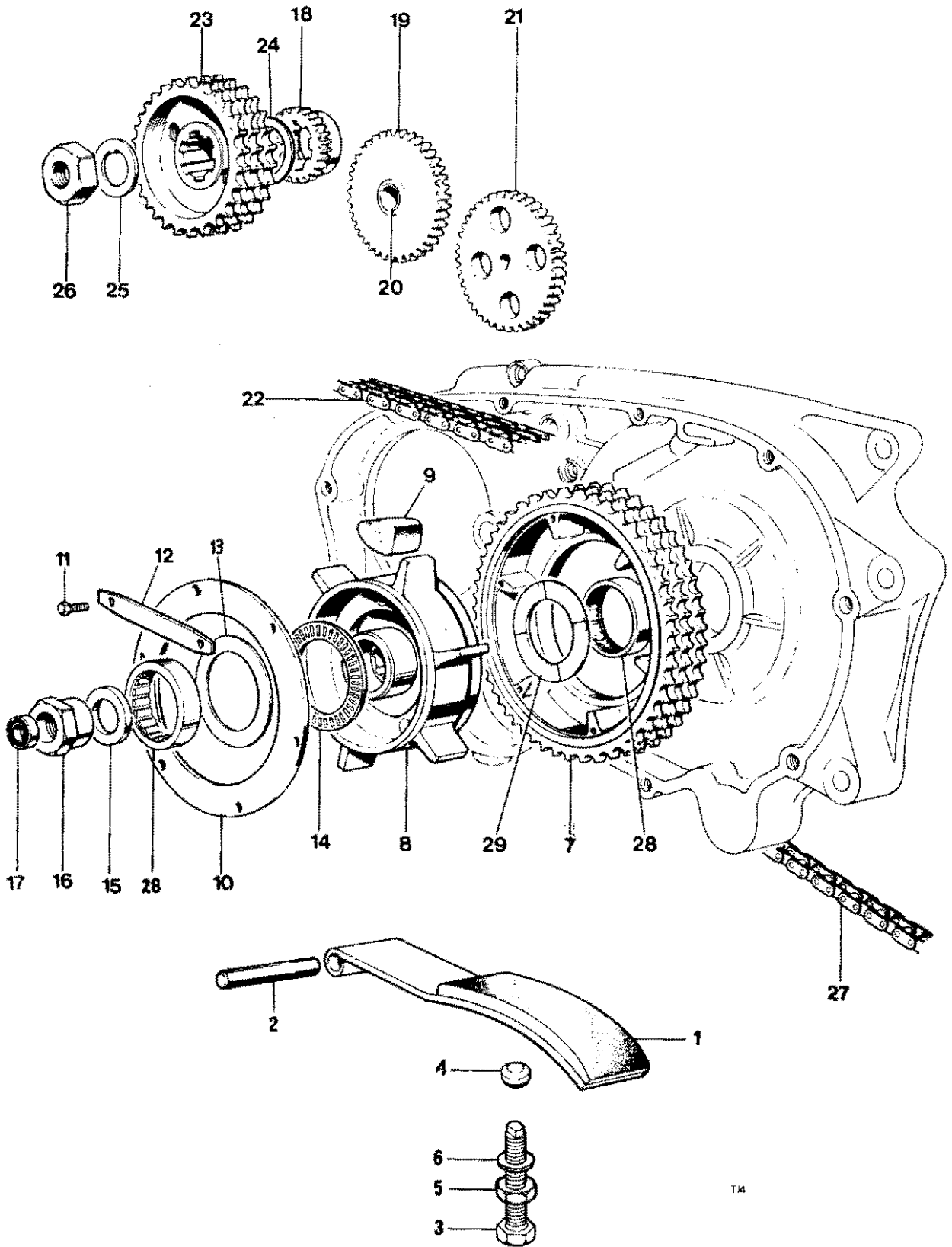


Fig. 14. PRIMARY TRANSMISSION AND OIL PUMP DRIVE

PRIMARY TRANSMISSION AND OIL PUMP DRIVE

1	57-4597	Tensioner blade ...	1	
2	57-4596	Pivot pin ...	1	
3	71-1502	Screw	1	
4	71-3221	Pad	1	Chain tensioner
5	14-1904	Nut	1	
6	71-3222	Washer	1	
7	57-4225	Clutch sprocket (50T) ...	1	
8	57-4621	Spider ...	1	
9	57-5001	Shock absorber rubber ...	12	
10	57-4004	Retaining plate ...	1	
11	57-3940	Bolt, retaining plate ...	6	
12	57-3941	Tab washer ...	3	
13	57-2215	Outer thrust washer, clutch shaft ...	1	
14	57-3646	Thrust race ...	1	
15	57-2478	Spacer, shock absorber nut ...	1	
16	57-2480	Nut ...	1	
17	57-3644	Oil seal ...	1	
18	70-7248	Driven gear ...	1	
19	70-7246	INTERMEDIATE GEAR C/W BUSH	1	
20	70-6885	Bush ...	1	
21	*71-4237	Oil pump driven gear ...	1	
22	60-0699	Primary chain, triple row, 82 links ...	1	
23	71-6890	Engine sprocket (28T) ...	1	
24	70-8038	Shim, engine sprocket (0.010 in. thick) ...	as required	
24	71-2660	Shim, engine sprocket (0.030 in. thick) ...	as required	
25	70-8785	Tab washer ...	1	
26	21-0585	Nut, engine sprocket ...	1	
27	60-2118	Rear chain, 107 links ...	1	
27	60-0649	Rear chain, 105 links ...	Available	
28	57-3643	Needle race ...	2	
29	57-2214	Thrust washer, inner ...	1	

*Also listed on page 13.

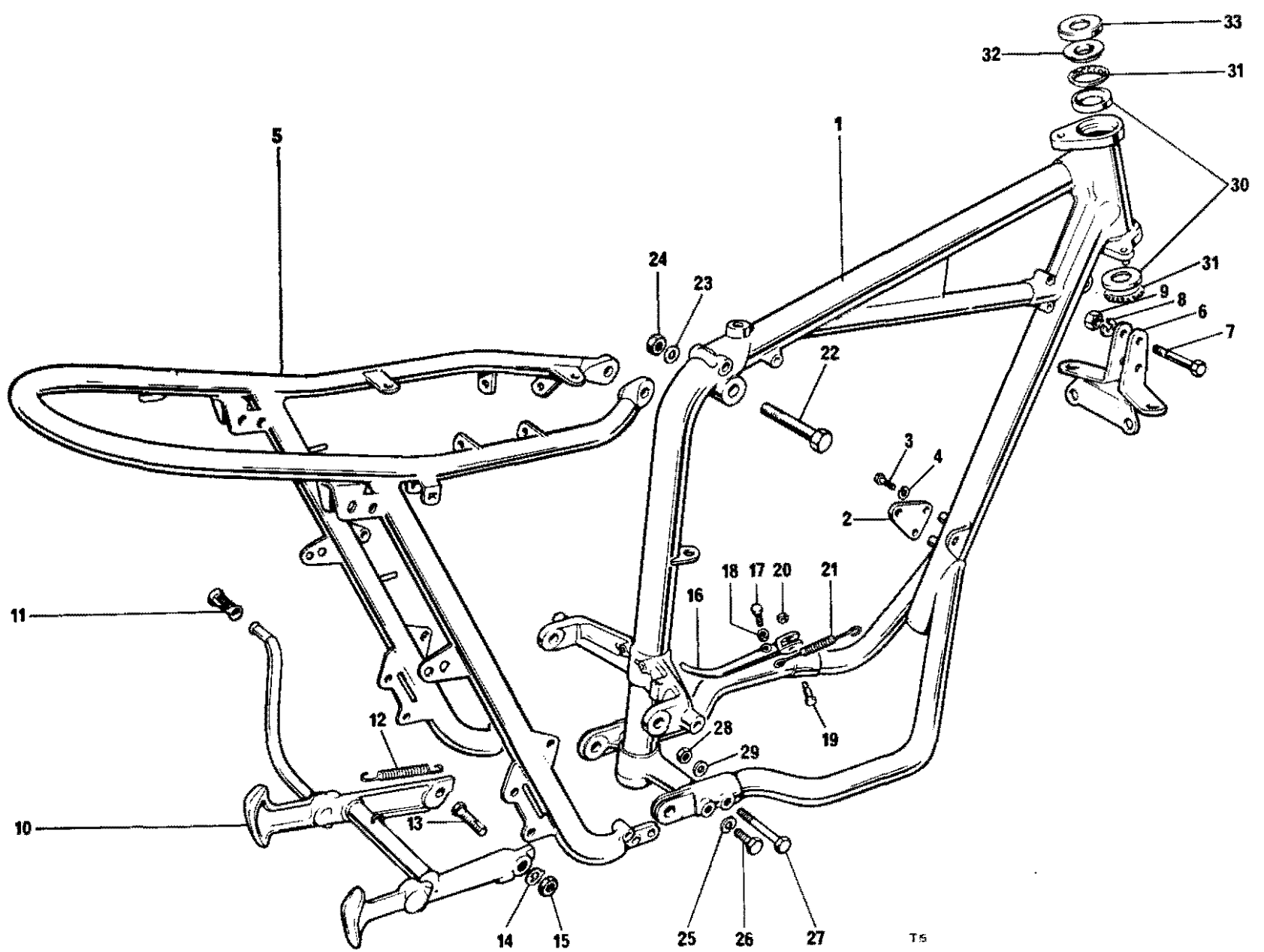


Fig. 15. FRAME

Ref. No.	Part No.	DESCRIPTION	QUANTITY	REMARKS
FRAME				
1	83-5576	Front Frame	1	
2	82-7159	Front D.S. engine plate	1	
3	14-0126	Bolt	2	
4	60-4259	Spring washer	2	
5	83-3219	Rear frame	1	
6	83-2024	Mounting bracket, petrol tank	1	
7	21-1805	Bolt	2	
8	60-2418	Spring Washer	2	
9	14-0402	Nut	2	
10	83-1267	Centre stand	1	
11	57-2331	Pedal rubber	1	
12	82-4671	Spring	1	
13	21-1978	Pivot bolt	2	
14	83-1270	Tab washer	2	
15	14-0404	Nut	2	
16	83-1560	Prop stand	1	
17	14-0113	Bolt	1	
18	14-0402	Nut	1	
19	82-7021	Swivel pin	1	
20	14-0703	Nut, swivel pin	1	
21	82-8382	Spring	1	
22	14-0241	Bolt, top rear to front frame	1	
23	60-4246	Washer	2	
24	14-1303	Nut	1	
25	60-4251	Spring Washer	2	
26	21-0588	Bolt, bottom rear to front frame	2	
27	14-0251	Bolt, front rear to front frame	2	
28	14-1304	Nut	2	
29	60-2323	Washer	2	
30	97-0111	Cup, top and bottom steering race	2	
31	60-2364	Steering head ball	40	
32	97-1018	Top cone (c/w dust cover)	1	
33	97-4145	Steering stem collar	1	
Not illus.	60-4520	Transfer "Safety Standards" (U.S.A.)	1	
Not illus.	60-2349	Prop stand washer (Sweden, Denmark and Switzerland)	2	
Not illus.	83-3970	Prop stand pivot pin (Sweden, Denmark and Switzerland)	1	
Not illus.	83-3971	Prop stand spring (Sweden, Denmark and Switzerland)	1	

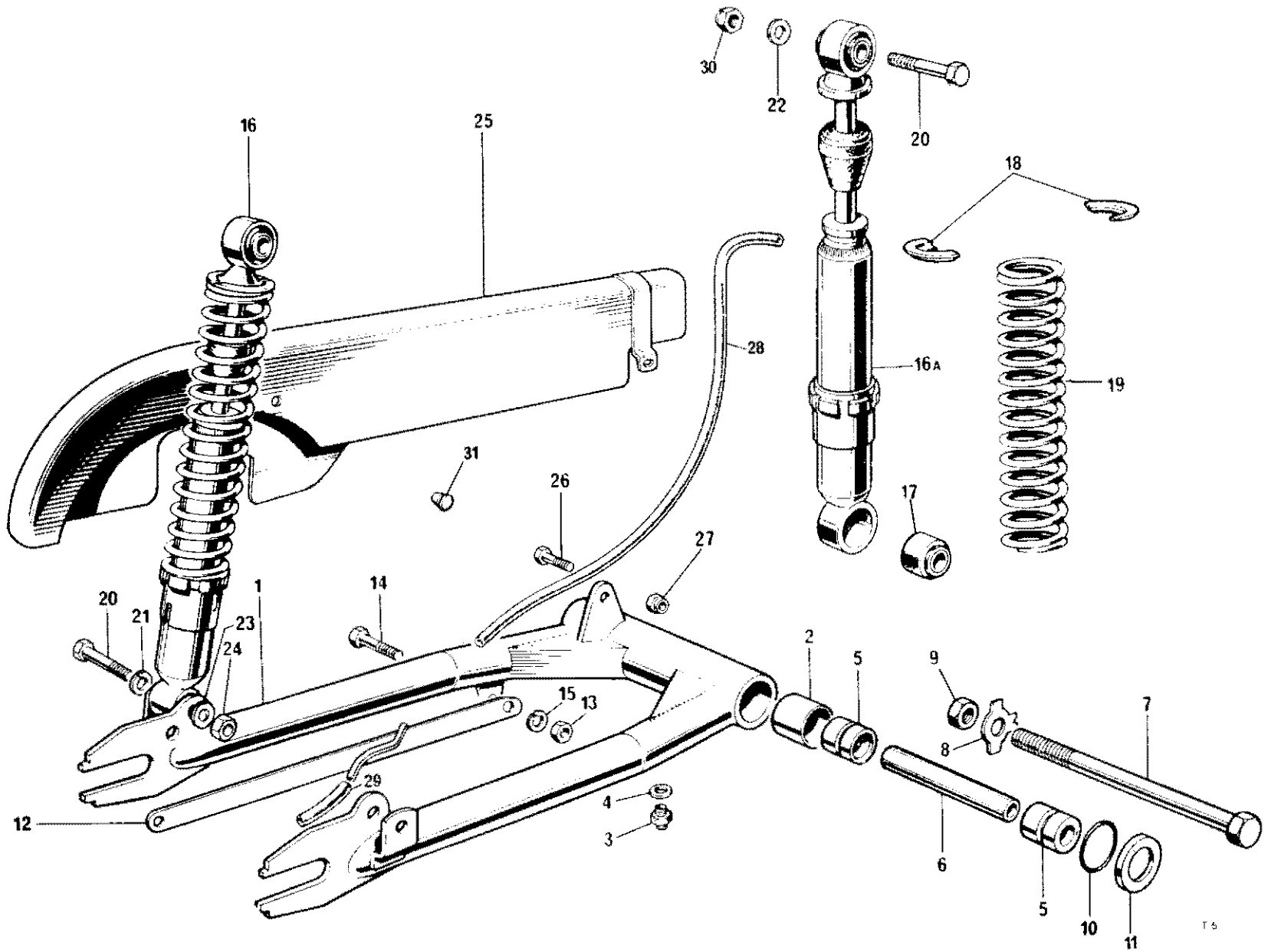


Fig. 16. SWINGING FORK AND SUSPENSION UNITS

SWINGING FORK AND SUSPENSION UNITS

Ref. No.	Part No.	DESCRIPTION	QUANTITY	REMARKS
1	83-3233	SWINGING FORK	1	
2	82-6042	Bush	2	
3	60-1841	Grease nipple	1	
4	71-2501	Washer, grease nipple	1	
5	82-6821	Bobbin	2	
6	82-5313	Distance tube	1	
7	21-0620	S/arm bolt	1	
8	82-5944	Tab washer	1	
9	21-0545	Nut	1	
10	82-8090	"O" ring	2	
11	82-7848	Oil seal housing	2	
12	83-3228	Torque stay	1	
13	14-1304	Nut	1	
14	14-0133	Bolt	1	
15	60-4267	Spring washer	1	
16	60-2294	SUSPENSION UNIT 64052341	2	
16a	64052090	Damper unit		Reference only
17	64533645	Bonded bush (99-0122)	4	
18	9054/171	Spring retainer (99-0107)	4	
19	64544754	Spring (110 lbs.) (99-1139)	2	
20	14-0235	Bolt, top and bottom	4	
21	60-2429	Spring washer—D.S. lower	1	
22	60-4246	Washer,	7	
23	82-2184	Washer—D.S. lower	1	
24	14-1303	Nut	2	
25	83-5429	Rear chainguard	1	
26	14-0113	Front pivot bolt	1	
27	14-0702	Self-locking nut	1	
28	82-7352	Chain oiler pipe—long	1	
29	82-9997	Chain oiler pipe—short	1	
30	14-1303	Nut	2	
31	82-7994	Blanking plug	2	

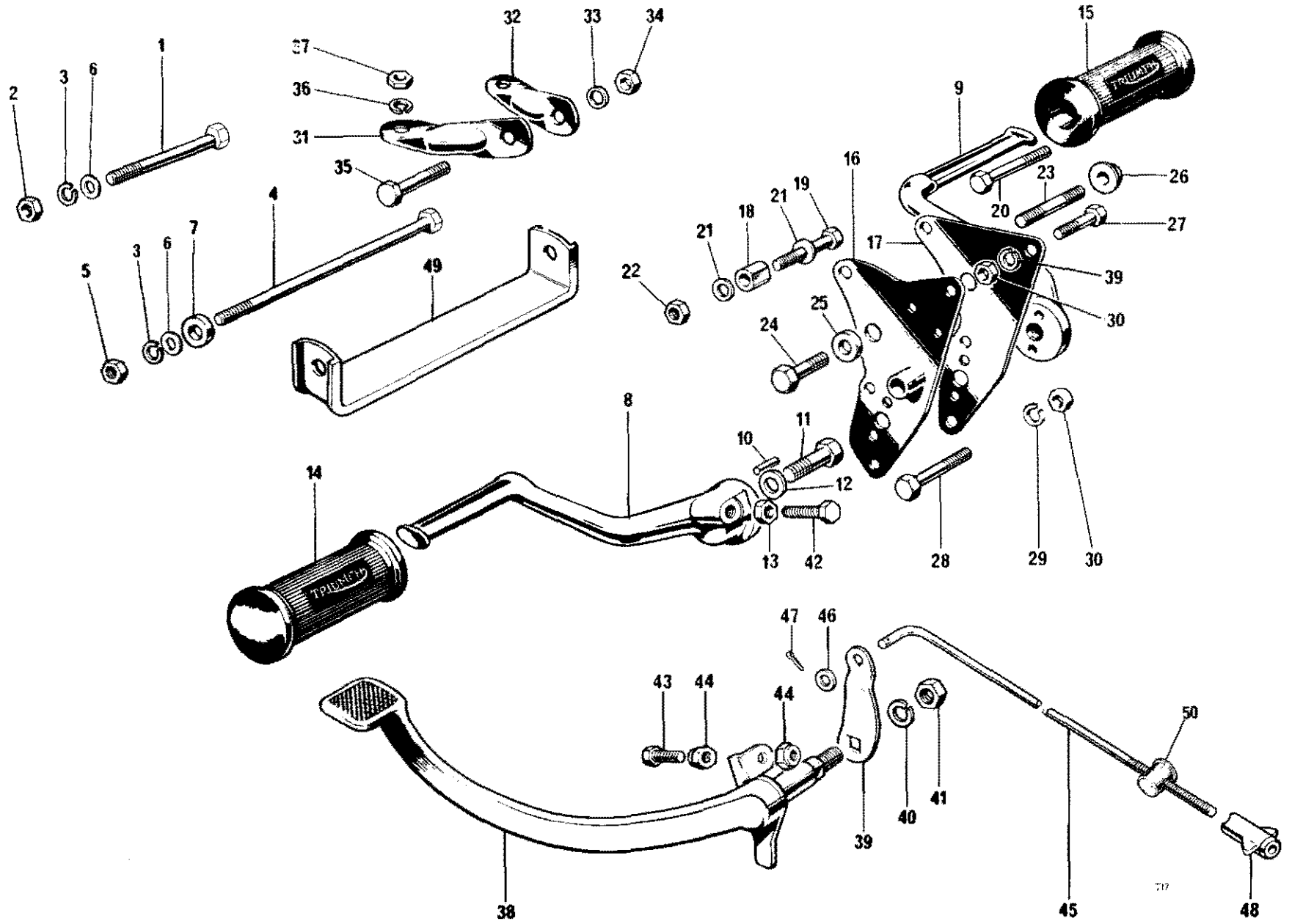


Fig. 17. MOTOR UNIT FITTINGS AND FOOTRESTS

MOTOR UNIT FITTINGS AND FOOTRESTS

Ref. No.	Part No.	Description	Quantity	Remarks
1	14-0254	Bolt, front engine to frame (3½ in. U.H.)	1	
2	14-1304	Nut	1	
3	60-2323	Spring washer	2	
4	21-2112	Bolt (bottom) engine to frame	1	
5	14-1304	Nut,	1	
6	60-2332	Washer, plain	2	
7	82-5532	Spacer, bottom engine fixing	1	
8	82-9623	Drive side footrest	1	
9	82-9624	Timing side footrest	1	
10	82-5943	Peg	4	
11	21-1969	Bolt, footrest	2	
12	82-8243	Washer, footrest stud	2	
13	14-0401	Locknut	1	
14	82-9279	Footrest rubber T.S.	1	
15	82-9630	Footrest rubber D.S.	1	
16	83-1597	Rear engine plate T.S.	1	
17	83-1594	Rear engine plate D.S.	1	
18	83-1598	Spacer D.S. rear engine plate	2	
19	14-0222	Bolt, D.S. rear engine plate to engine	2	
20	14-0221	Bolt, T.S. rear engine plate to engine	2	
21	60-4247	Washer, rear engine plate to engine	8	
22	14-1302	Nut	4	
23	21-0548	Stud, T.S. pivot lug to engine plate (1¾ in. O.A.)	1	
24	14-0132	Bolt, D.S. pivot lug to engine plate	1	
25	82-3770	Washer	1	
26	82-7389	Nut	2	
27	14-0128	Bolt, upper rear engine plate to frame	2	
28	14-0234	Bolt, lower rear engine plate to frame	2	
29	60-2322	Spring washer	4	
30	14-1303	Nut	4	
31	82-9378	Torque stay engine L.H.	1	
32	82-9379	Torque stay engine R.H.	1	
33	60-4246	Washer	2	
34	14-1303	Nut	2	
35	14-0237	Bolt, torque stay to frame	1	
36	60-2321	Washer	2	
37	14-1302	Nut	1	
38	82-9635	Rear brake pedal	1	
39	82-6064	Lever	1	
40	60-2322	Spring washer	1	
41	14-1303	Nut	1	
42	14-0105	Stop bolt	1	
43	14-0103	Adjuster, stoplamp switch	1	
44	14-0401	Nut, adjuster	2	
45	83-1752	Brake rod	1	
46	60-4248	Washer, plain	1	
47	60-2683	Split pin, (1/8 in. × 3/8 in).	Reference only	
48	82-7387	Adjuster nut	1	
49	82-9529	Oil pipe retaining strap	1	
50	37-1467	Pivot pin	1	

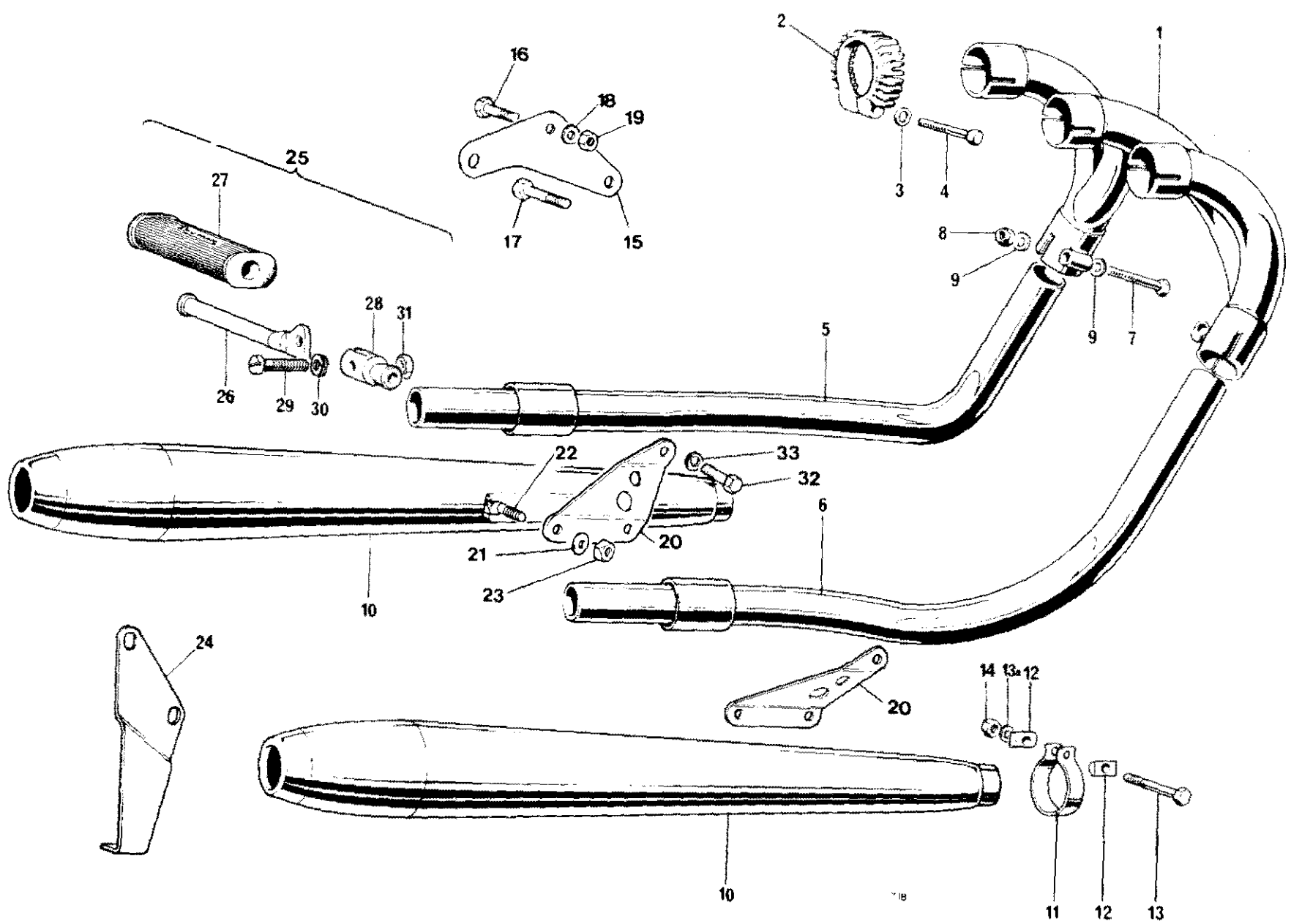
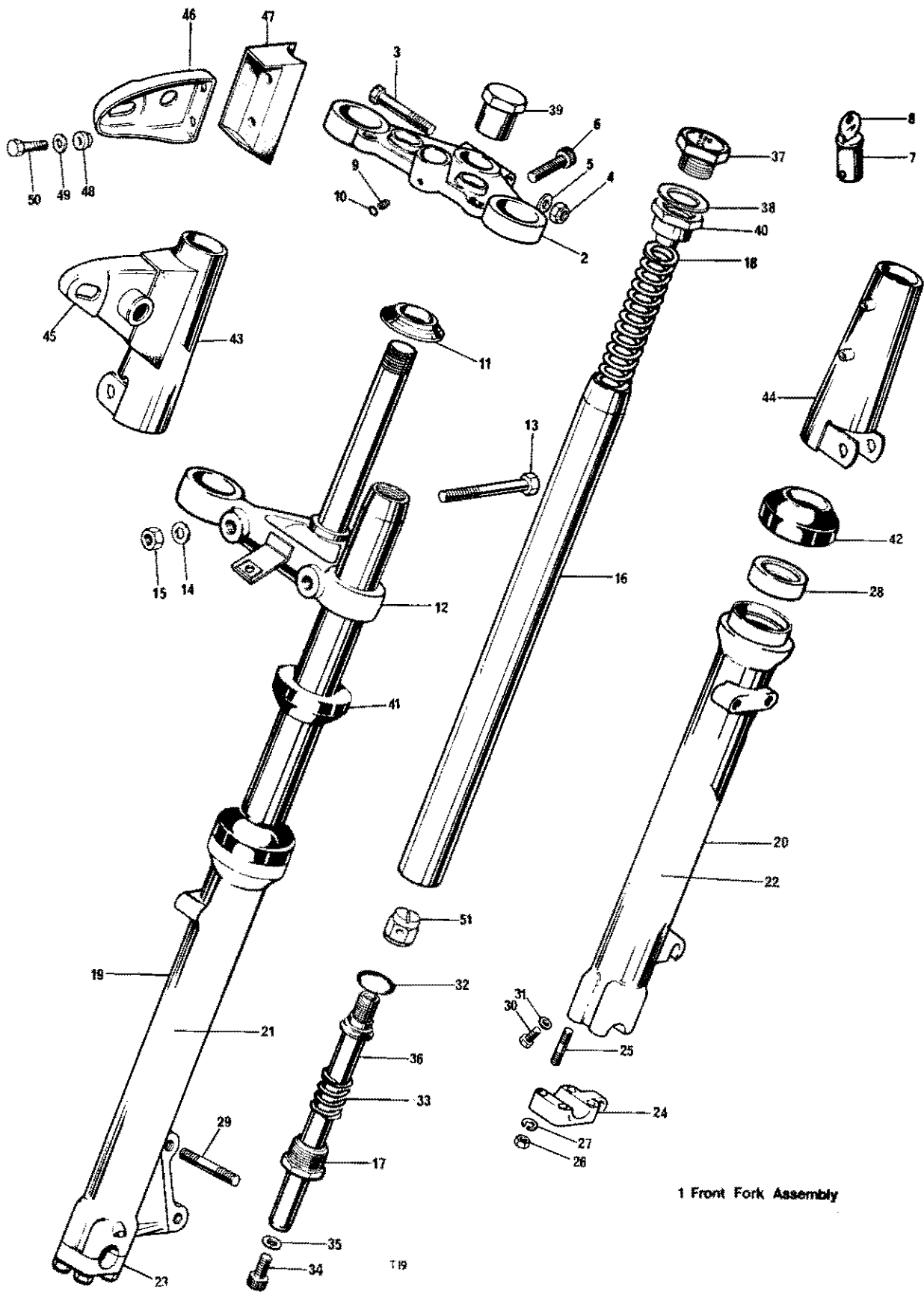


Fig. 19. EXHAUST PIPES AND MUFFLERS

EXHAUST PIPES AND MUFFLERS

Ref. No.	Part No.	Description	Quantity	Remarks
1	70-7597	Exhaust manifold	1	
2	70-6743	Finned clip	3	
3	70-8860	Hemispherical washer	3	
4	70-6744	Bolt	3	
5	71-3812	Exhaust pipe—L.H.	1	
6	71-3815	Exhaust pipe—R.H.	1	
7	14-0205	Bolt	2	Exhaust pipe to manifold
8	14-1201	Nut	2	
9	60-4245	Washer	4	
10	71-4159	Muffler	2	
11	70-5874	Clip	2	Muffler to exhaust pipe
12	70-3768	'D' washer	4	
13	14-0219	Bolt	2	
13A	60-4247	Washer	2	
14	14-1202	Nut	2	
15	71-3817	Hanger	2	
16	14-0115	Bolt	2	Hanger to frame
17	14-0116	Bolt	2	
18	60-4247	Washer	4	
19	14-1302	Nut	4	
20	71-3810	Bracket—L.H.	1	Bracket to muffler
20	71-3811	Bracket—R.H.	1	
21	60-4248	Washer	4	
22	14-0102	Bolt	4	
23	14-1201	Nut	4	
24	83-2033	Centre stand stop plate	1	
25	82-9369	PILLION FOOTREST	2	
26	82-1694	Pedal	1	Each assembly
27	82-1695	Rubber	1	
28	82-9370	Hanger	1	
29	82-9371	Pivot bolt	1	
30	60-2438	Thackeray washer	1	
31	14-0302	Nut	1	
32	14-0128	Bolt	1	
33	60-4259	Spring washer	1	



1 Front Fork Assembly

Fig. 19. TELESCOPIC FRONT FORK

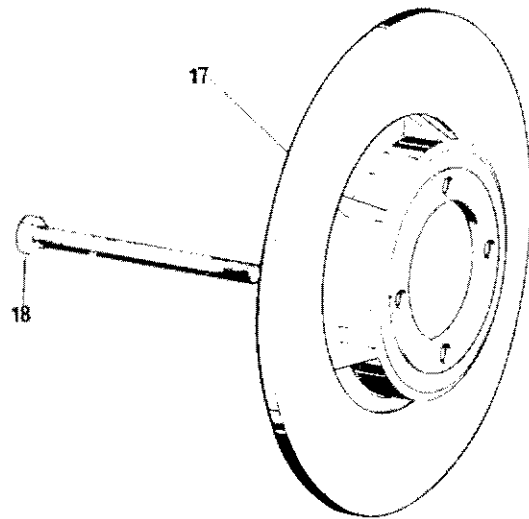
TELESCOPIC FRONT FORK

1	97-4468	FORK ASSEMBLY	1
2	97-4381	Top yoke	1
3	14-0234	Pinch bolt	1
4	14-1303	Nut	1
5	60-2331	Washer	1
6	14-1034	Cap screw	2
7	82-6738	Lock c/w 2 keys	1
8	60-0623	Key (state serial number)	1
9	21-0578	Grub screw	1
10	97-2266	Sealing washer	1
11	97-0439	Bottom cone	2
12	97-4463	Bottom yoke and stem	1
13	14-0237	Pinch bolt	1
13	97-4476	Pinch bolt	1
14	82-2184	Washer	4
15	14-1303	Nut	2
16	97-4380	Stanchion	2
17	97-4076	End plug	2
18	97-4215	Main spring	2
19	97-4399	OUTER MEMBER—L.H. (Assembly)	1
20	97-4398	OUTER MEMBER—R.H. (Assembly)	1
21	97-4377	Outer Member L.H.	1
22	97-4376	Outer Member R.H.	1
23	97-4456	Cap, wheel spindle—L.H.	1
24	97-4457	Cap, wheel spindle—R.H.	1
25	21-2102	Stud	8
26	14-0302	Nut	8
27	60-2428	Washer	8
28	97-4001	Oil seal	2
29	21-2189	Stud, caliper to outer member	2
30	82-4715	Drain plug	2
31	97-3893	Washer	2
32	97-4003	'O' ring	2
33	97-4009	Recoil spring	2
34	14-1019	Cap screw	2
35	97-4004	Cap screw seal	2
36	97-4242	Damper tube and valve assembly	2
37	97-4404	Top cap nut	2
38	97-4166	Washer	2
39	97-4317	Steering stem nut	1
40	97-4387	Cap screw, top cap nut	2
41	97-4461	Rubber ring, outer cover	2
42	97-4002	Scraper sleeve	2
43	97-4482	Outer cover—L.H.	1
44	97-4483	Outer cover—R.H.	1
45	97-4121	Headlamp bracket—L.H.	1
46	97-4203	Headlamp bracket—R.H.	1
47	97-2208	Rubber mounting	2
48	97-2209	Rubber buffer	4
49	97-2210	Backing washer	4
50	21-2095	Attachment bolt	4
51	97-4244	Nut, damper valve	1

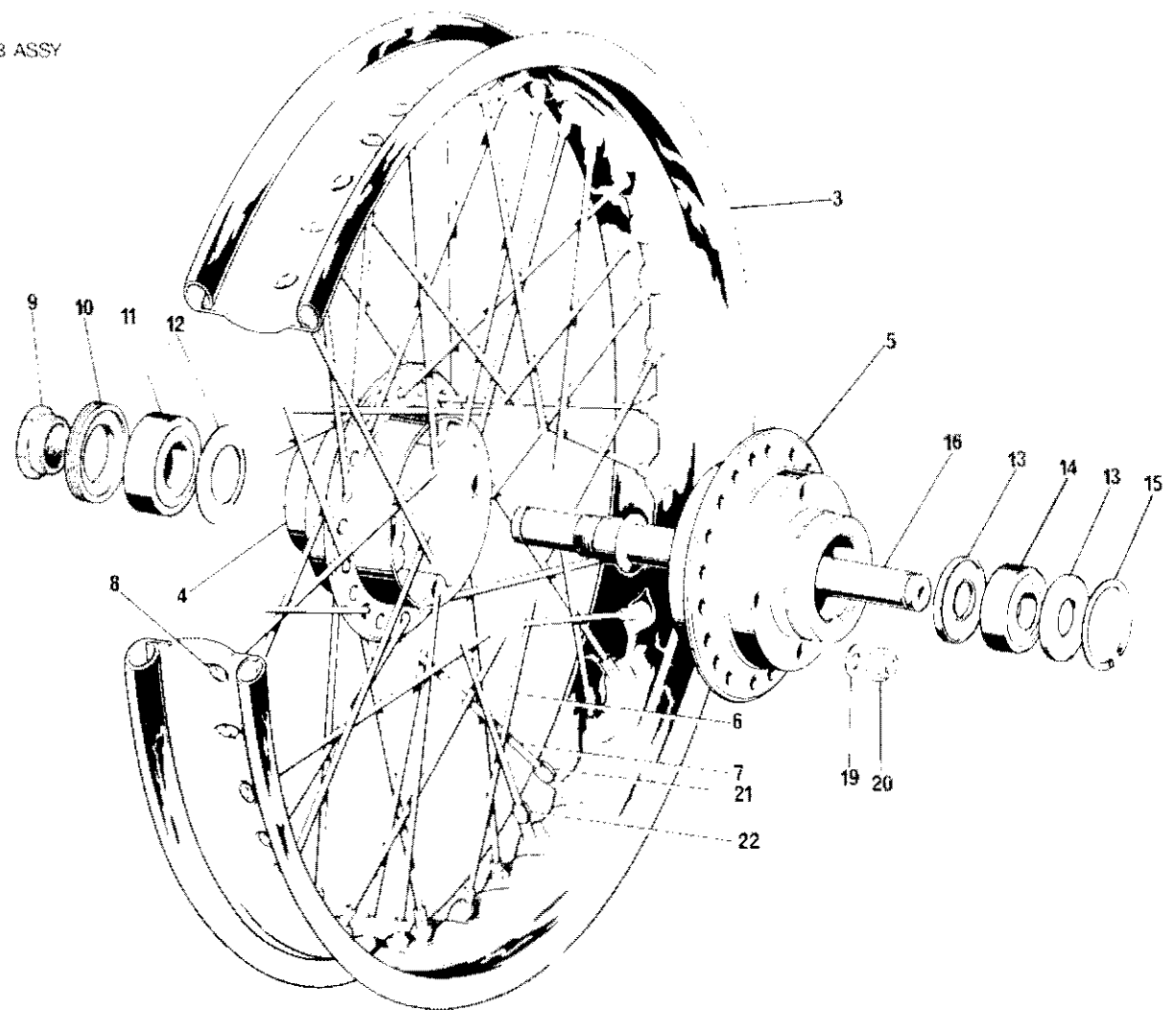
ALTERNATIVE FITMENTS (NOT U.S.A.)

	97-4469	Fork assembly	1
	97-1510	Gaiter	2
	97-4484	Outer cover—L.H.	1
	97-4485	Outer cover—R.H.	1
Not illus.	60-3780	Lock assembly (Germany and Finland only)	1
Not illus.	97-4470	Top yoke (Germany and Finland only)	1

2 RIM, SPOKES and HUB ASSY



1 FRONT WHEEL COMPLETE



46

100

Fig. 20. FRONT WHEEL

FRONT WHEEL

1	37-4141	FRONT WHEEL COMPLETE...	1	
2	37-4304	RIM, SPOKES AND HUB ASSEMBLY	1	
3	37-4129	Rim	1	
4	37-4126	Hub—L.H. half	1	
5	37-4127	Hub—R.H. half	1	
6	37-4131	Spoke—Outer	20	
7	37-4130	Spoke—Inner	20	
8	37-4302	Spoke Nipple	40	
9	37-4133	Locknut—L.H.	1	
10	37-4134	Lock Ring—L.H.	1	
11	57-1070	Bearing—L.H.	1	
12	37-4135	Grease retainer—L.H.	1	
13	37-1237	Dust Cover—R.H.	2	
14	37-0653	Bearing—R.H.	1	
15	57-0280	Circlip—R.H.	1	
16	37-4132	Spindle	1	
17	37-4275	Disc	1	
18	21-2207	Bolt	4	
19	70-8770	Washer } Disc to hub	4	
20	14-1903	Nut } Disc to hub	4	
21	37-3969	Balance weight		As reqd.
22	37-3970	Balance weight		As reqd.

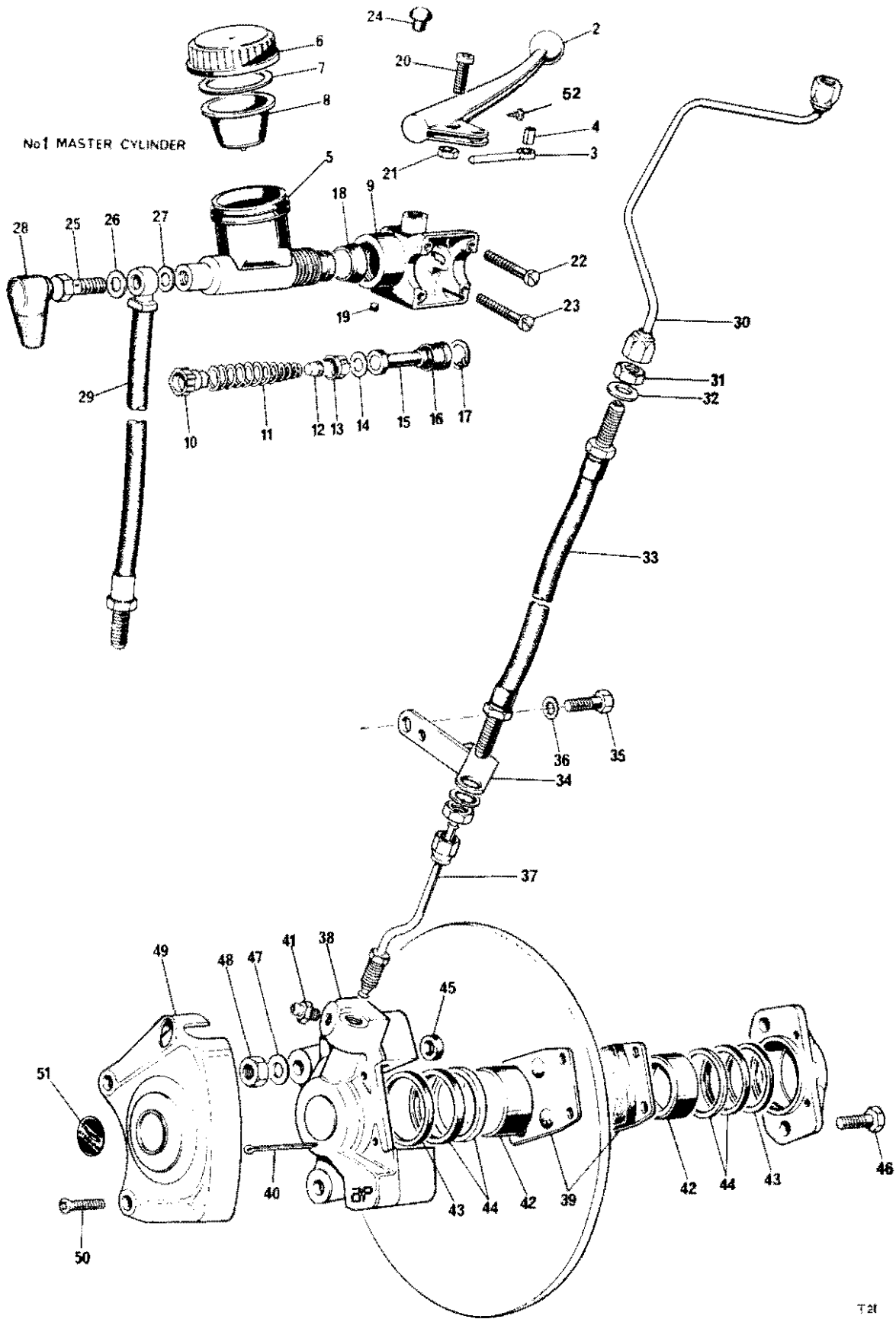


Fig. 21. FRONT BRAKE

FRONT BRAKE

1	4222-979	MASTER CYLINDER (60-4102)	1	
2	97-4391	Brake lever	1	
3	3761-270	Piston		Reference only
4	3528-441	Spiral pin		Reference only
5	4221-072	Barrel and tank assy. (99-2770)	1	
6	3847-240	Cap (99-2751)	1	
7	60-4328	Washer	1	
8	*3818-747	Diaphragm (99-2752)	1	
9	3338-901	Switch housing (99-2753)	1	
10	*4312-318	Trap valve (99-2754)	1	
11	3118-234	Spring (99-2755)	1	
12	3675-216	Spring retainer (99-2756)	1	
13	*3842-424	Primary cup (99-2757)	1	
14	*106418	Piston washer (99-2758)	1	
15	3261-542	Piston (99-2759)	1	
16	*3871-473	Secondary cup (99-2760)	1	
17	K29103	Circlip (99-2761)	1	
18	*3811-420	Rubber boot (99-2762)	1	
19	3476-209	Grub screw (99-2763)	1	
20	21-2191	Pivot screw	1	
21	14-1201	Nut	1	
22	21-2192	Screw	2	Switch assy. to housing
23	21-2194	Screw		
24	70-7573	Plug	1	
25	30420	Banjo bolt (60-4183)	1	
26	KL44516	Sealing washer (60-4182)	1	
27	KL44518	Sealing washer (60-4184)	1	
28	3817/810	Rubber boot(60-4186)	1	
29	KL58505.cs.	Hose, master cylinder to top yoke (60-4176)	1	
29	KL10007.cs.	Hose, master cylinder to top yoke (60-4177)		Available
30	ZT2071N	Pipe, top yoke to bottom yoke (60-4179)	1	
31	K24103	Locknut (60-4180)	3	
32	K19407	Washer (60-4181)	3	
33	KL56612.cs.	Hose, bottom yoke to fork leg (60-4175)	1	
34	83-5150	Bracket, pipe support	1	
35	14-0103	Bolt	2	Bracket to fork leg
36	60-2427	Washer		
37	ZTA2070N	Pipe, fork leg caliper (60-4178)	1	
38	4823-432	CALIPER (60-4101)	1	
39	†4741-537	Brake pad		Reference only
40	†K19866TP2	Retaining pin		Reference only
41	3486-229	Bleed nipple (99-2764)	1	
42	3275-428	Piston (99-2765)	2	
43	96498	Fluid seal (99-2766)	2	
44	SSB72075	Retainer (99-2767)	2	
45	102799	Fluid seal		Reference only
46	3437-307	Bolt		Reference only
47	60-2331	Washer	2	Caliper to outer member
48	14-1303	Nut		
49	37-4263	Cover, caliper	2	
50	21-2196	Screw, cover attachment	2	
51	60-4156	Decal, caliper cover	1	
52	21-1998	Screw, stop switch to lever body	1	
Not illus	60-4266	Cover, Bleed Nipple	1	

†*Available as separate service kits (see page 7)

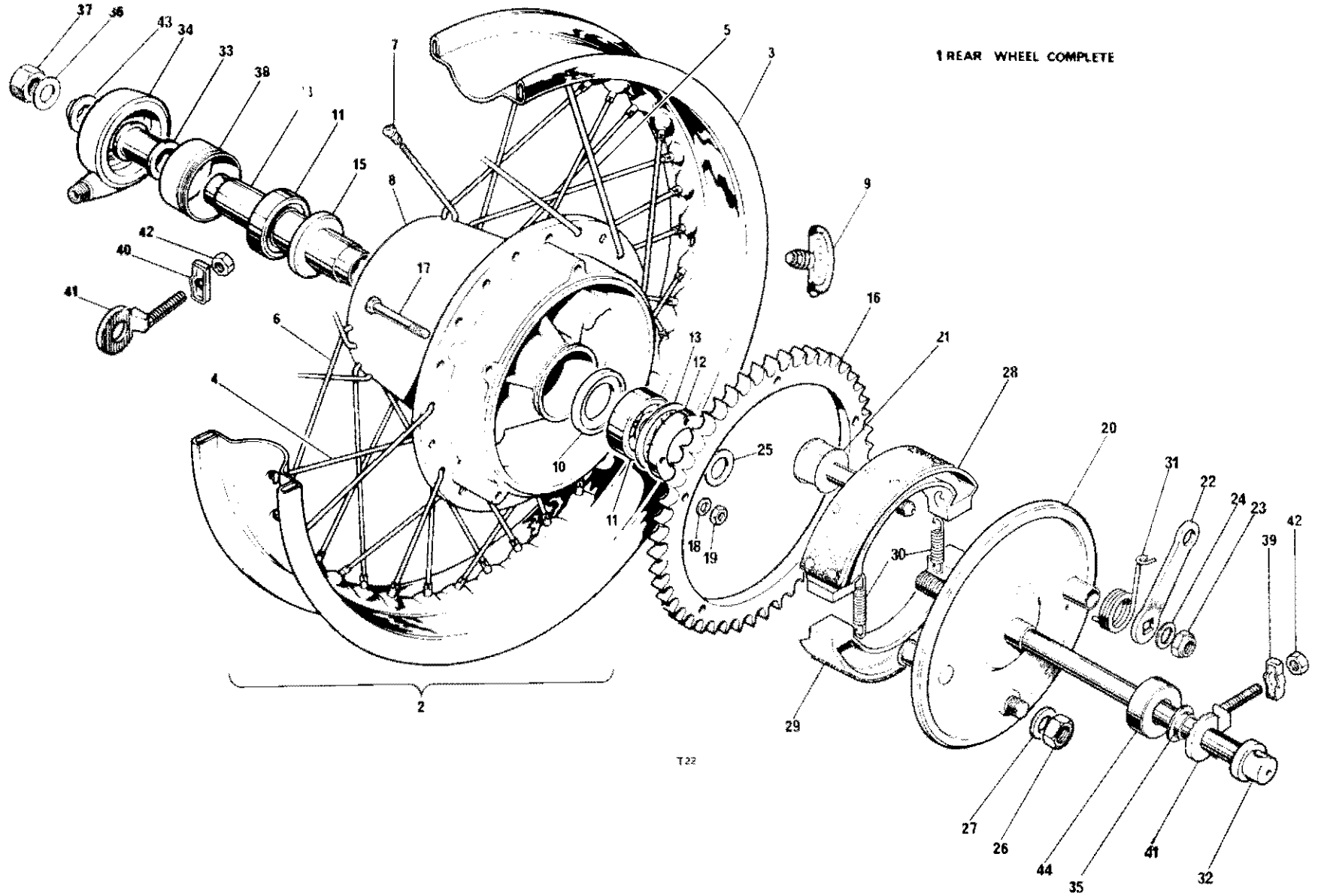


Fig. 22. REAR WHEEL

REAR WHEEL

Ref. No.	Part No.	DESCRIPTION	QUANTITY	REMARKS
1	37-4250	REAR WHEEL COMPLETE	1	
1	37-4284	REAR WHEEL COMPLETE (not U.S.A.)	1	
2	37-4184	RIM SPOKES AND HUB ASSEMBLY	1	
3	37-3920	Rim (WM 3 × 19)	1	
4	37-3921	Spoke (inner—L.H.)	10	
5	37-3922	Spoke (outer—L.H.)	10	
6	37-3821	Spoke—R.H.	20	
7	37-2294	Nipple	40	
8	37-4282	Hub and brake drum	1	
9	37-3468	Tyre security bolt	2	
10	37-3749	Support ring—L.H.	1	
11	37-0653	Bearing	2	
12	37-4181	Locking ring—L.H.	1	
13	37-4180	Spacer—L.H.	1	
14	37-3753	Spacer—bearing	1	
15	37-1654	Grease retainer—R.H.	1	
16	37-3903	Sprocket 53 teeth	1	
16	37-4046	Sprocket—50 teeth	Available	
17	14-0207	Bolt	5	
18	60-2320	Washer } Sprocket to hub	5	
19	14-1301	Nut }	5	
20	37-4112	Brake anchor plate	1	
21	37-4110	Brake cam	1	
22	37-2015	Brake lever	1	
23	14-1303	Nut	1	
24	82-2184	Washer	1	
25	60-2335	Washer, plain—brake side bearing	1	
26	14-1304	Nut } torque arm fixing	1	
27	60-4251	Washer }	1	
28	37-3925	Brake shoe complete (leading)	1	
29	37-3926	Brake shoe complete (trailing)	1	
30	37-2328	Return spring (brake shoe)	2	
31	37-1090	Return spring (brake lever)	1	
32	37-3980	Wheel spindle	1	
33	37-3750	Distance piece inner—speedometer gearbox	1	
34	60-3213	Speedometer drive gearbox	1	
35	37-3901	Distance piece outer—L.H.	1	
36	83-2266	Washer } Wheel spindle	1	
37	14-1307	Nut }	1	
38	37-3751	Speedometer drive ring	1	
39	37-1015	Chain adjuster end plate—L.H.	1	
40	37-3961	Chain adjuster end plate—R.H.	1	
41	37-3919	Chain adjuster	2	
42	14-1902	Nut—chain adjuster	2	
43	37-3976	Spacer R.H.—REAR rear wheel spindle	1	
44	37-4119	Wheel spacer—L.H.	1	

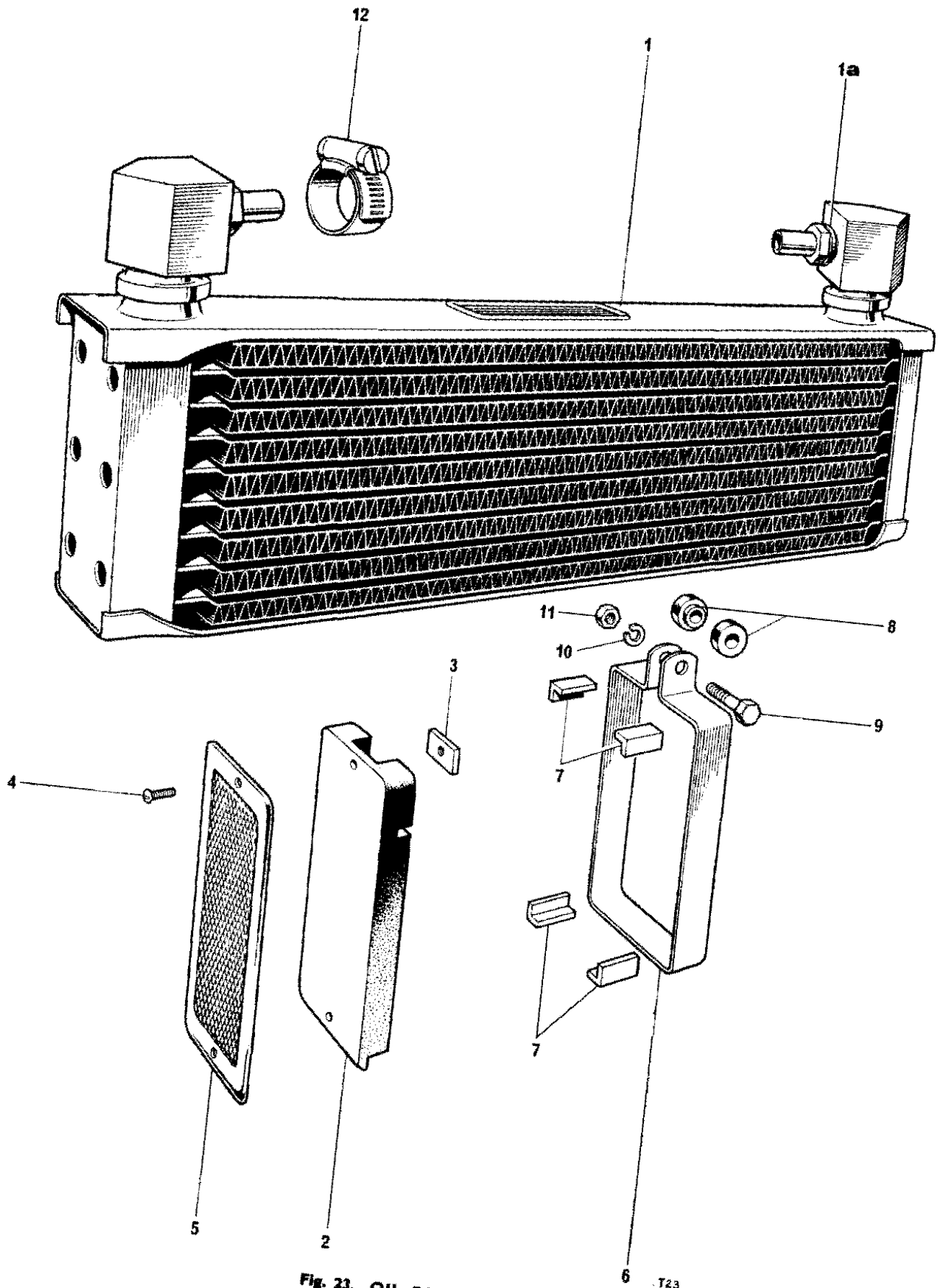


Fig. 23. OIL COOLER

OIL COOLER GROUP

Ref. No.	Part No.	DESCRIPTION	QUANTITY	REMARKS
1	82-9315	Oil cooler, including unions	1	
1A	M10441	Washer (Cov. Rad.)		Reference only
2	83-9907	Reflector rubber and plate	2	
3	82-9573	Reflector nut	4	
4	21-1940	Reflector screw	4	
5	57160	Reflector (99-1119)	2	
6	82-9317	Support strap	2	
7	82-9322	Corner packing	8	
8	82-9321	Rubber bush	4	
9	82-9323	Clamp bolt ($\frac{55}{64}$ in. U.H.)	2	
10	70-2351	Spring washer	2	
11	82-4717	Nut	2	
12	60-0702	Clip, hose	2	

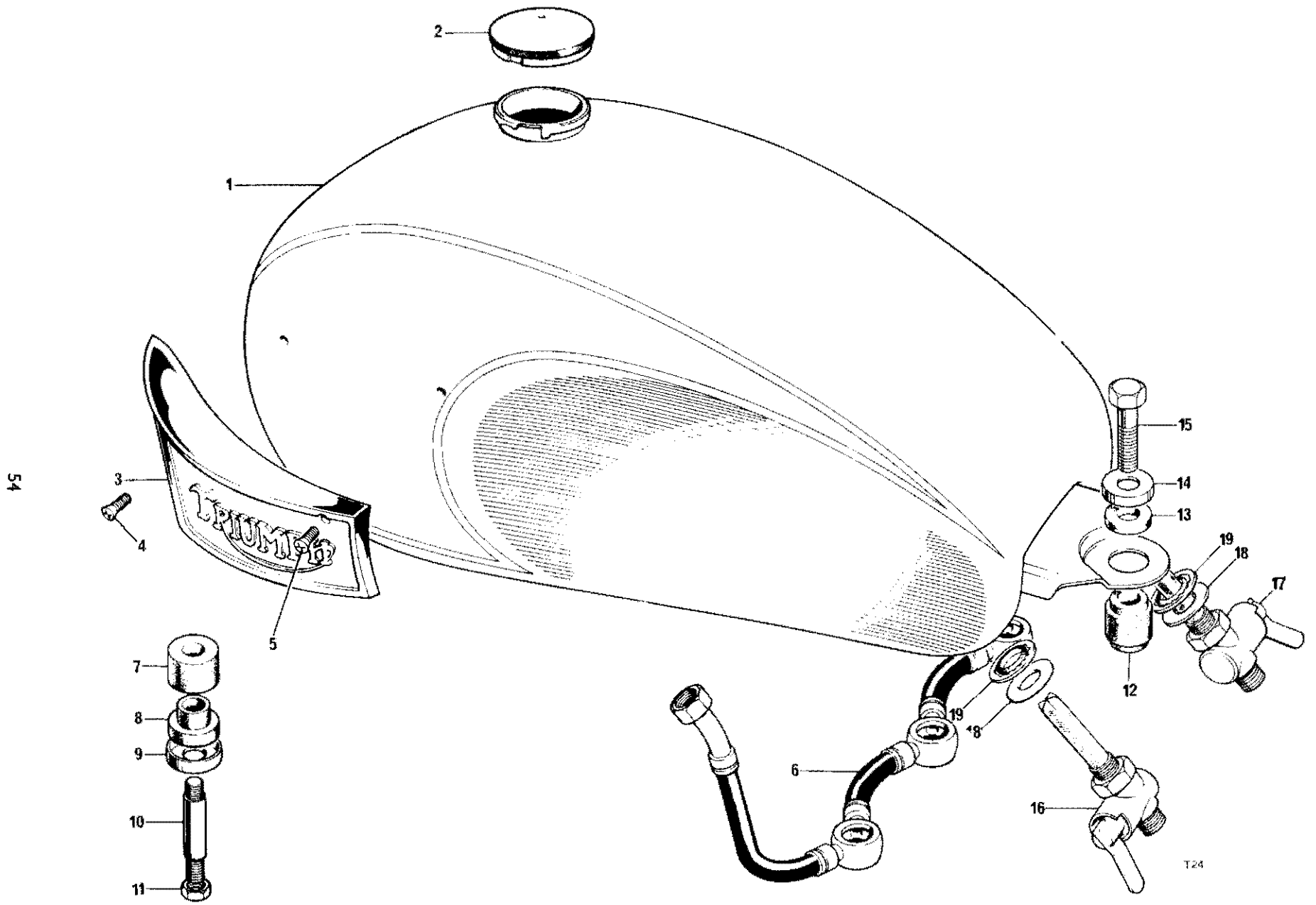


Fig. 24. GAS TANK

GAS TANK

1	83-5416	Gas tank (4 U.S. galls)	1	
2	83-3875	Filler cap	1	
3	82-9701	Styling unit—D.S.	1	
3	82-9700	Styling unit—T.S.	1	
4	83-1339	Screw—front	2	} Styling unit to tank
5	82-7888	Screw—rear		
6	83-3154	Gas pipe	1	
7	82-5228	Top rubber	2	
8	82-9543	Spigoted rubber	2	
9	82-3814	Bottom cup	2	
10	21-2019	Stud	2	
11	14-1302	Nut	2	
12	82-5336	Mounting rubber	1	
13	82-0967	Rubber washer	1	
14	82-3814	Cup	1	
15	82-7388	Bolt	1	
16	83-2801	Gas tap—reserve	1	
17	83-2800	Gas tap	1	
18	83-0002	Washer	2	
19	70-7351	Tap seal	2	

ALTERNATIVE FITMENTS (NOT USA)

83-4438	Mounting bracket petrol tank	1	
83-5415	Petrol tank—(4 Imp. Galls.)	1	
82-9360	Styling unit—L.H.	1	
82-9361	Styling unit—R.H.	1	
92-9381	Spring clip	2	
21-1804	Screw	2	} Styling unit attachment
82-4715	Screw		
83-1673	Centre band	1	
82-4129	Screw, centre band	2	
82-9372	Knee grip—L.H.	1	
83-9373	Knee grip—R.H.	1	
82-0967	Rubber washer (rear)	1	
82-0967	Rubber washer (front, top)	2	

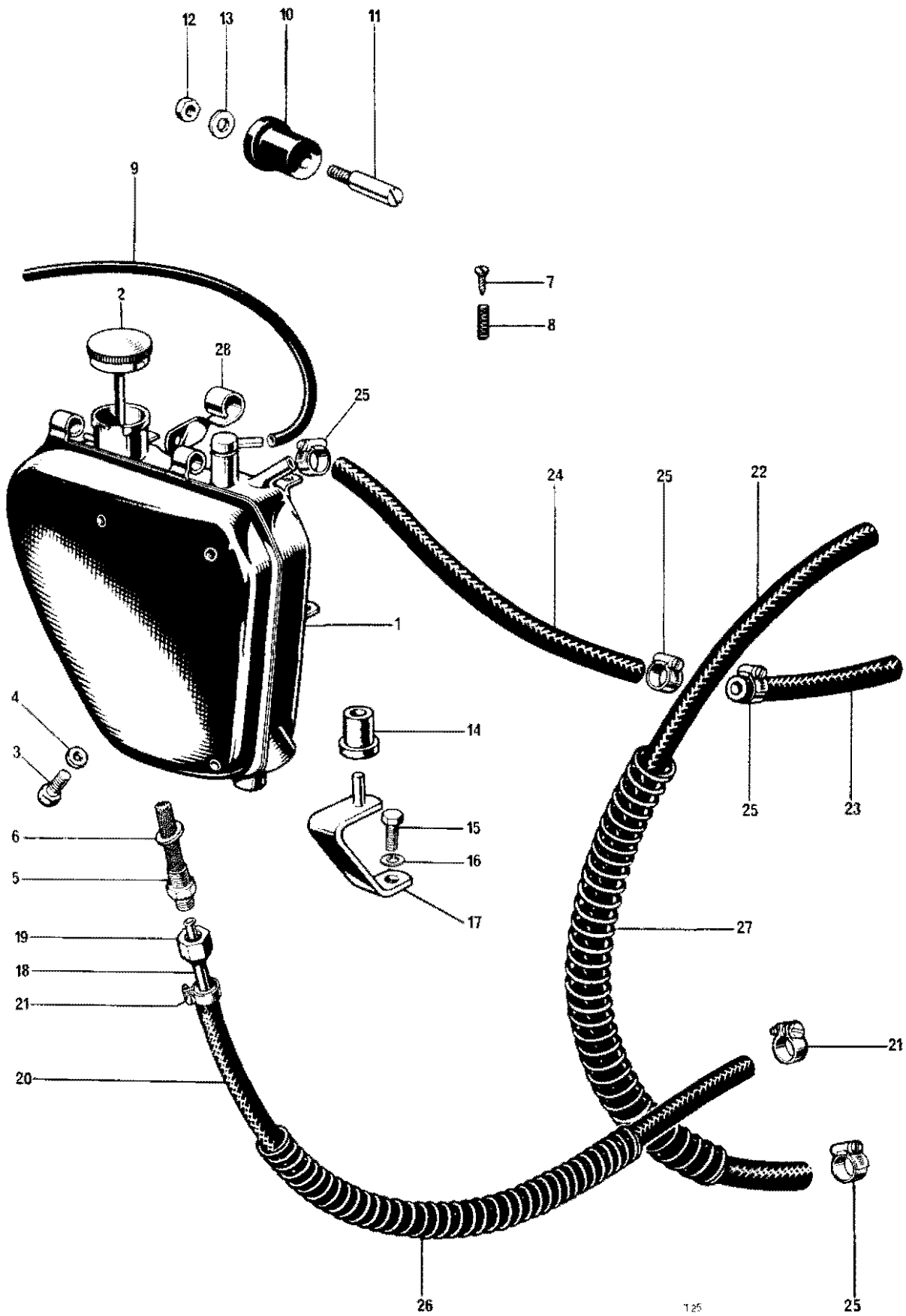


Fig. 25. OIL TANK

Ref. No.	Part No.	DESCRIPTION	QUANTITY	REMARKS
OIL TANK				
1	83-1761	Oil tank	1	
Not illus.	60-1816	Decal (Transfer)	1	
2	82-9659	Filler cap	1	
3	82-5343	Drain plug	1	
4	60-4262	Fibre washer	1	
5	82-9430	Filter	1	
6	82-1713	Fibre washer	1	
7	82-9435	Metering screw	1	
8	82-6874	Metering screw spring	1	
9	82-9664	Extension pipe, froth tower	1	
10	82-6673	Spigotted rubber	2	
11	82-7510	Peg, tank to frame	2	
12	14-1301	Nut, tank to frame	2	
13	60-4248	Washer, tank to frame	2	
14	82-6039	Bottom grommet	1	
15	21-1822	Bottom bolt	1	
16	60-2418	Spring washer	1	
17	82-9588	Bottom bracket	1	
18	83-5129	Oil feed pipe top half	1	
19	82-3182	Union nut	1	
20	70-8904	Oil pipe flex tank, to engine	1	
21	70-6848	Oil pipe clip	2	
22	70-8905	Oil pipe engine to oil cooler	1	
23	71-1742	Rocker to oil cooler flexible pipe	1	
24	71-1743	Cooler to oil tank flexible pipe	1	
25	60-0702	Clip oil return pipe	4	
26	82-9530	Feed pipe protection spring	1	
27	82-9531	Scavenge pipe spring	1	
Not illus.	82-9918	Clip, oil pipes to frame	2	
28	83-1549	Clip for choke cable	1	

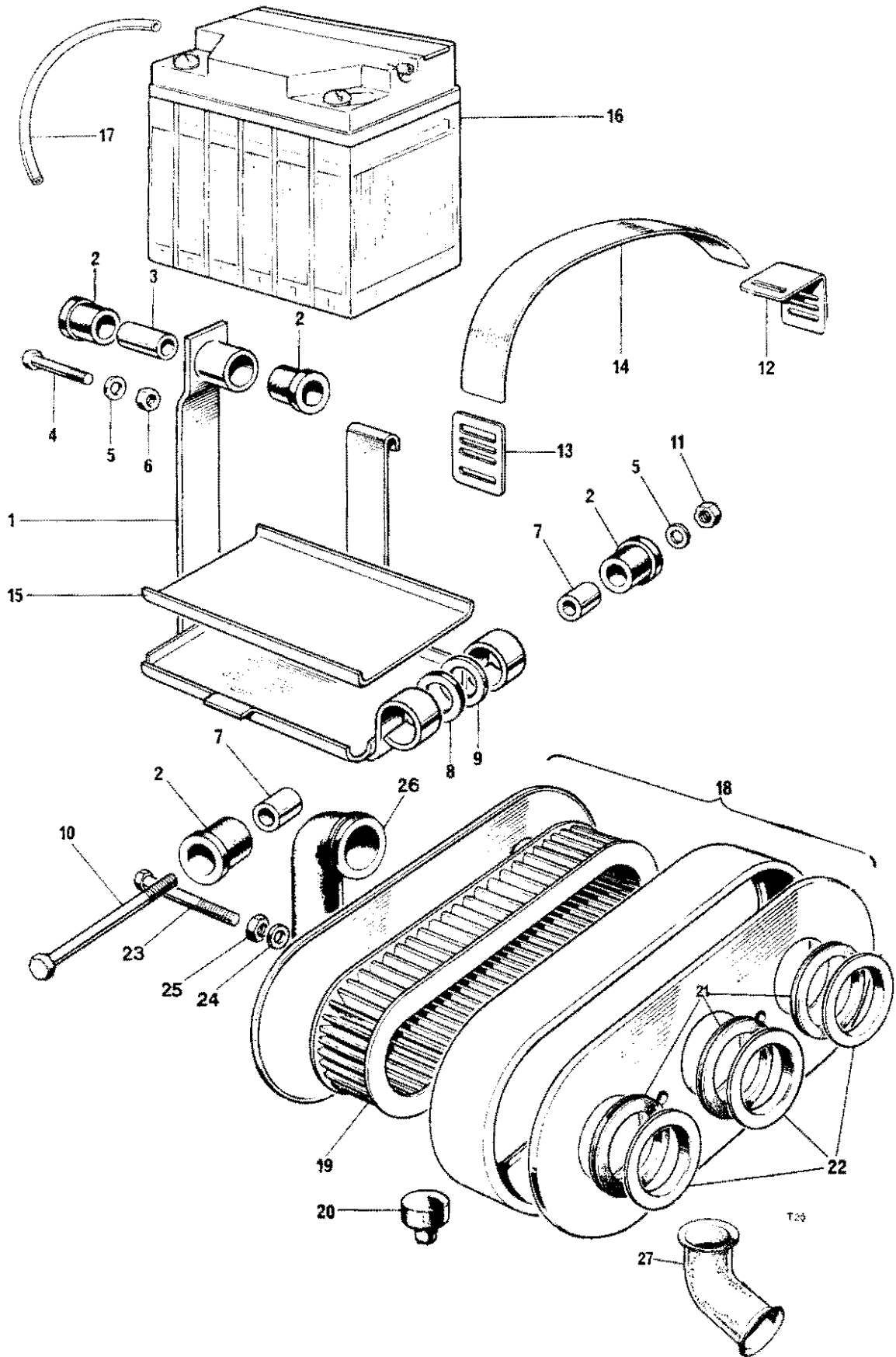


Fig. 26. BATTERY CARRIER AND AIR FILTER

BATTERY CARRIER AND AIR FILTER

1	82-9343	Battery carrier	1	
2	82-9351	Spigotted rubber bush	4	
3	82-9349	Top distance tube	1	
4	14-0222	Top bolt	1	
5	60-4247	Washer	2	
6	14-1302	Nut	1	
7	82-9350	Bottom distance tube	2	
8	82-9352	Rubber washer	2	
9	82-4299	Washer	2	
10	14-0228	Bolt	1	
11	14-1302	Nut	1	
12	82-9354	Strap buckle top... ..	1	
13	82-9355	Strap buckle bottom	1	
14	82-9353	Retaining strap	1	
15	82-8091	Rubber battery tray	1	
Not illus.	60-0052	Transfer, positive earth... ..	1	
16	54029795	Battery PUZ5A (99-0719)	1	
17	82-7431	Battery vent pipe	1	
18	60-4421	AIR CLEANER C/W ELEMENT	1	
19	60-4528	Element	1	
20	82-4898	Buffer	1	
21	82-9562	Grommet	3	
22	70-9586	Sleeve	3	
23	14-0213	Bolt	2	
24	60-2347	Washer	2	
25	14-0401	Locknut	2	
26	82-9563	Connector hose (breather)	1	
27	33-5504	Air Intake	2	

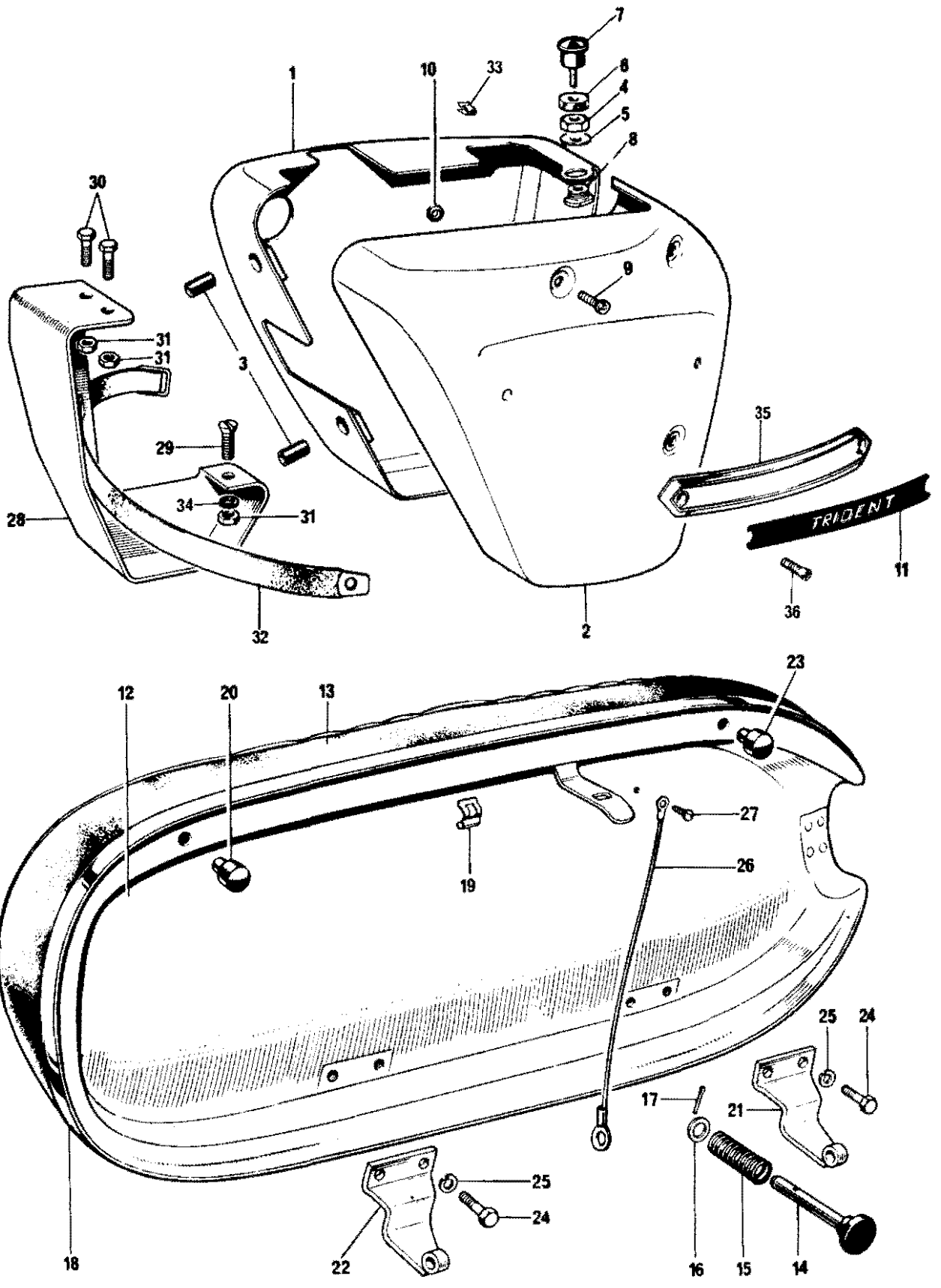


Fig. 27. PANELS AND TWINSEAT

T27

PANELS AND TWINSEAT

1	83-4856	D.S. Panel	1	
2	83-4857	T.S. Panel	1	
3	82-6673	Grommet	2	
4	21-1833	Lock nut	1	
5	60-4267	Washer	1	
6	82-6968	Rubber spacer	1	
7	82-9445	Release knob	1	
8	82-9590	Boss	1	
9	14-2205	Screw T.S. panel to oil tank	4	
10	82-9442	Grommet	3	
11	60-4391	Decal, 'Trident'	2	
12	83-2039	TWINSEAT	1	
13	83-2239	Twinseat cover	1	
14	82-7560	Knob	1	
15	82-4228	Spring	1	
16	70-1719	Washer	1	
17	60-2720	Split pin ($\frac{3}{32}$ in \times $\frac{1}{2}$ in.)		Reference only 1
18	60-0696	Trim strip	1	
19	60-0697	Sprag	4	
20	82-4898	Buffer	2	
21	82-8026	Front hinge	1	
22	82-7862	Rear hinge	1	
23	82-4898	Buffer	2	
24	14-0101	Bolt, hinge	4	
25	60-4250	Spring washer	4	
26	60-2087	Check wire	1	
27	60-2381	Self tapping screw	1	
28	83-2035	Toolbox	1	
29	14-0503	Screw, toolbox to battery carrier	1	
30	14-0102	Bolt	2	
31	14-1301	Nut	3	
32	82-9749	Toolroll strap	1	
33	60-3659	Clip, clutch cable	1	
34	82-4299	Washer	3	
35	60-4151	Nameplate	2	
36	82-4129	Screw	4	
Not illus.	82-4717	Nut	} Nameplate attachment	4	
Not illus.	60-2391	Washer		4	

ALTERNATIVE FITMENTS (NOT USA)

82-9996	Twin-seat	} For use with large Petrol tank	1
82-9715	Twin-Seat cover		1

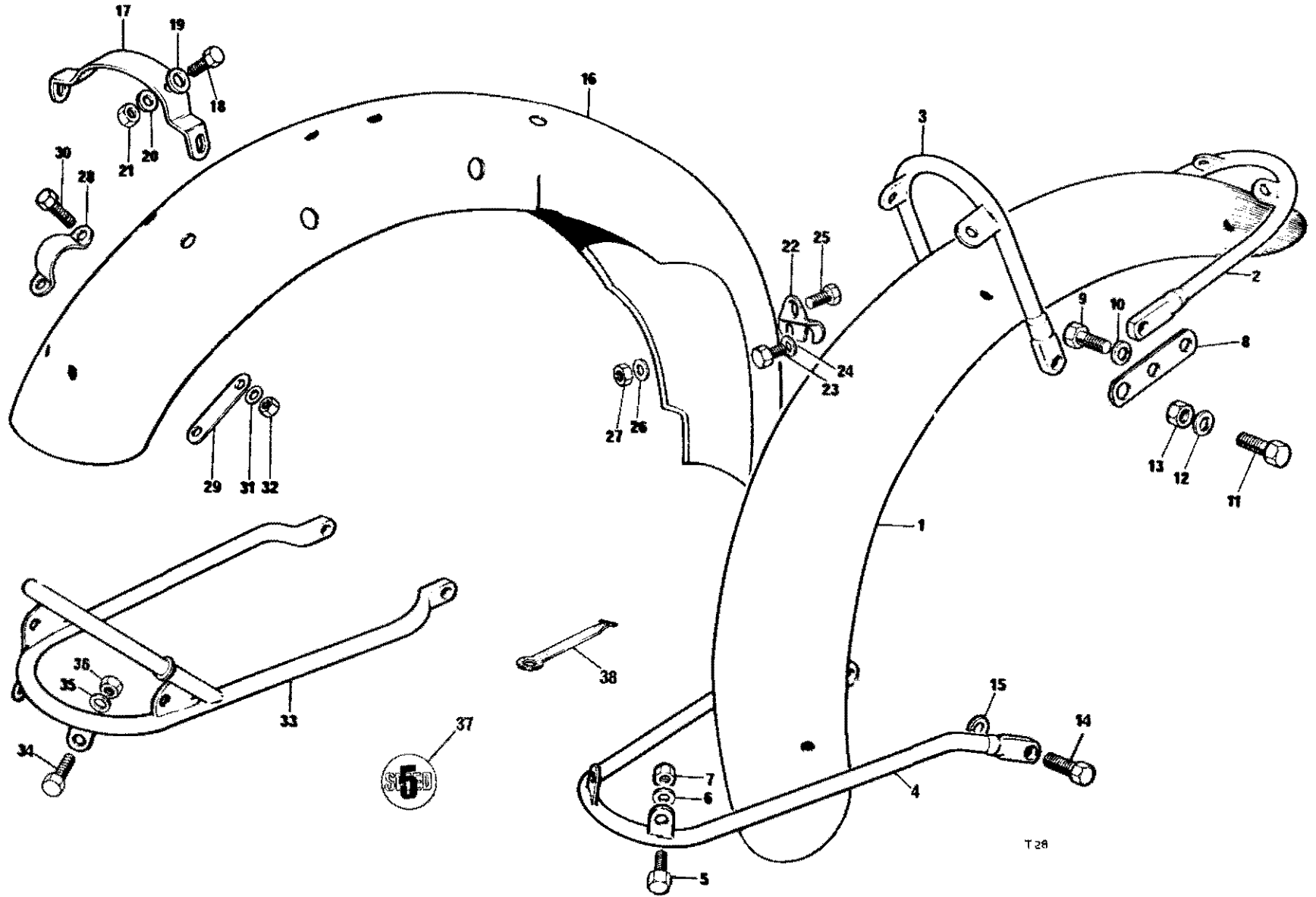


Fig. 28. FENDERS AND STAYS

FENDERS AND STAYS

1	97-4439	Front fender	1
2	97-4533	Front stay	1
3	97-4534	Centre stay	1
4	97-4535	Bottom stay	1
5	14-0101	Bolt	} Stays to fender	6
6	60-4245	Washer		6
7	14-1201	Nut		6
8	83-5151	Bracket	} Bracket to fork leg	1
9	14-0103	Bolt		2
10	60-2427	Washer		2
11	14-0116	Bolt	} Front and centre stays to bracket	2
12	60-2330	Washer		2
13	14-1302	Nut		2
14	14-6114	Bolt	} Bottom stay to fork leg	2
15	60-2428	Washer		2
16	83-4822	Rear fender	1
17	82-6915	Bridge	1
18	14-0102	Bolt	} Bridge to fender	2
19	82-6310	Washer		2
20	60-4245	Washer		1
21	14-1201	Nut	2
22	82-6851	Front bracket	1
23	21-1822	Bolt	} Bracket to pivot lug	2
24	60-2418	Washer		2
25	14-0101	Bolt	} Bracket to fender	1
26	82-6310	Washer		1
27	14-1201	Nut		1
28	82-5994	Clip	1
29	82-6031	Backing plate	1
30	21-1822	Bolt	} Clip to fender	2
31	60-4247	Washer		2
32	14-1302	Nut		2
33	83-5147	Lifting handle	1
34	14-0102	Bolt	} Lifting handle to fender	2
35	60-4245	Washer		2
36	14-1301	Nut		2
37	60-3748	Decal '5 Speed'	1
38	60-0777	Cable clip	1
Not illus.	83-5167	Rear Fender, long. (Germany, Sweden, Finland, Switzerland, Denmark)	1

ALTERNATIVE FITMENTS (NOT U.S.A.)

97-4440	Front fender	1
83-4823	Front number plate	1
57-1076	Screw	} Number plate attachment	2
71-2448	'O' ring		2
60-4249	Washer		2
83-2726	Rear number plate	1
14-0101	Screw	} Rear number plate attachment	4
60-2329	Washer		4
14-0301	Nut		4

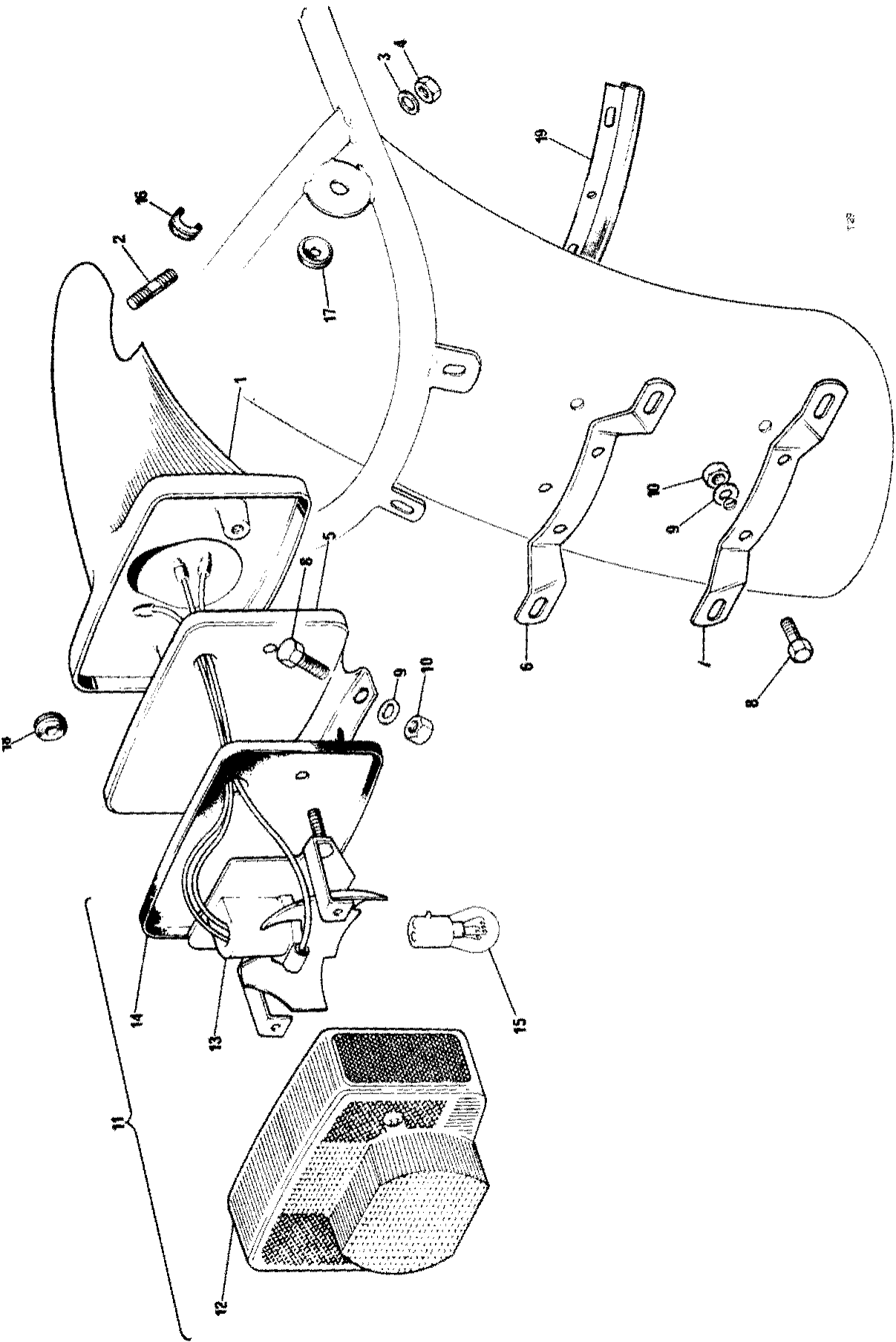


Fig. 29. TAIL LAMP AND SUPPORT

TAIL LAMP AND SUPPORT

1	83-4774	Tail lamp support	1	
2	21-2225	Stud	1	
3	60-4250	Washer	1	Tail lamp support to fender
4	14-0301	Nut		
5	83-5001	Support plate	1	
6	83-4784	Rear number plate bracket—top	1	
7	82-6850	Rear number plate bracket—bottom	1	
8	14-0102	Bolt	4	Number plate brackets to fender
9	60-2329	Washer		
10	14-1301	Nut		
11	56513	STOP-TAIL LAMP—L917 (99-1252)	1	
12	54584930	Lens (complete with screws) (99-1257)	1	
13	54584931	Base assembly		Reference only
14	54583924	Gasket		Reference only
15	380	Bulb (99-0542)	1	
16	83-5105	Grommet Tail Lamp Support	2	
17	60-4103	Grommet—Flasher wire	1	
18	97-0961	Grommet—Tail Lamp Wires	4	
19	83-4806	Cable protection strip—Rear Lamp	1	

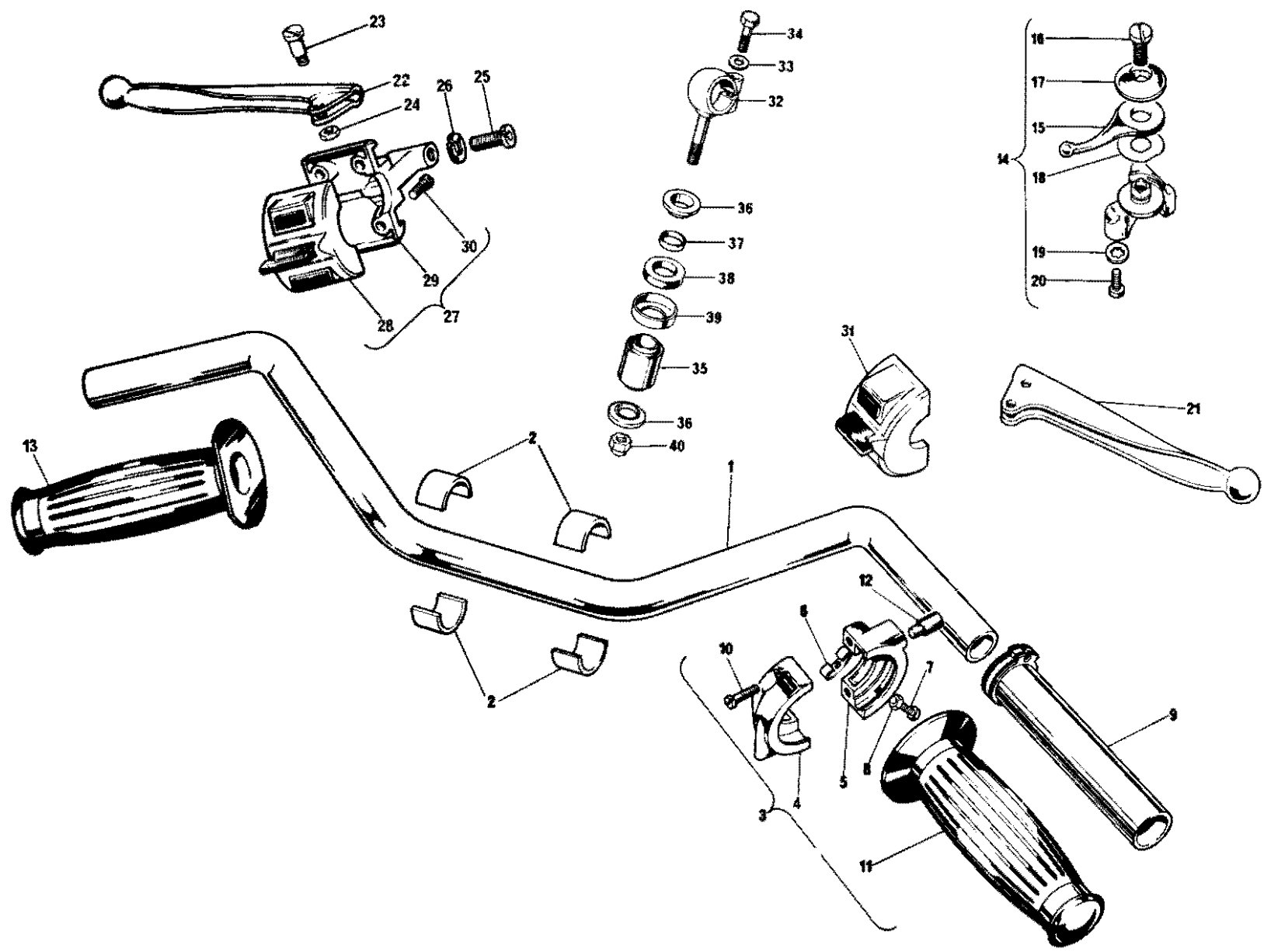
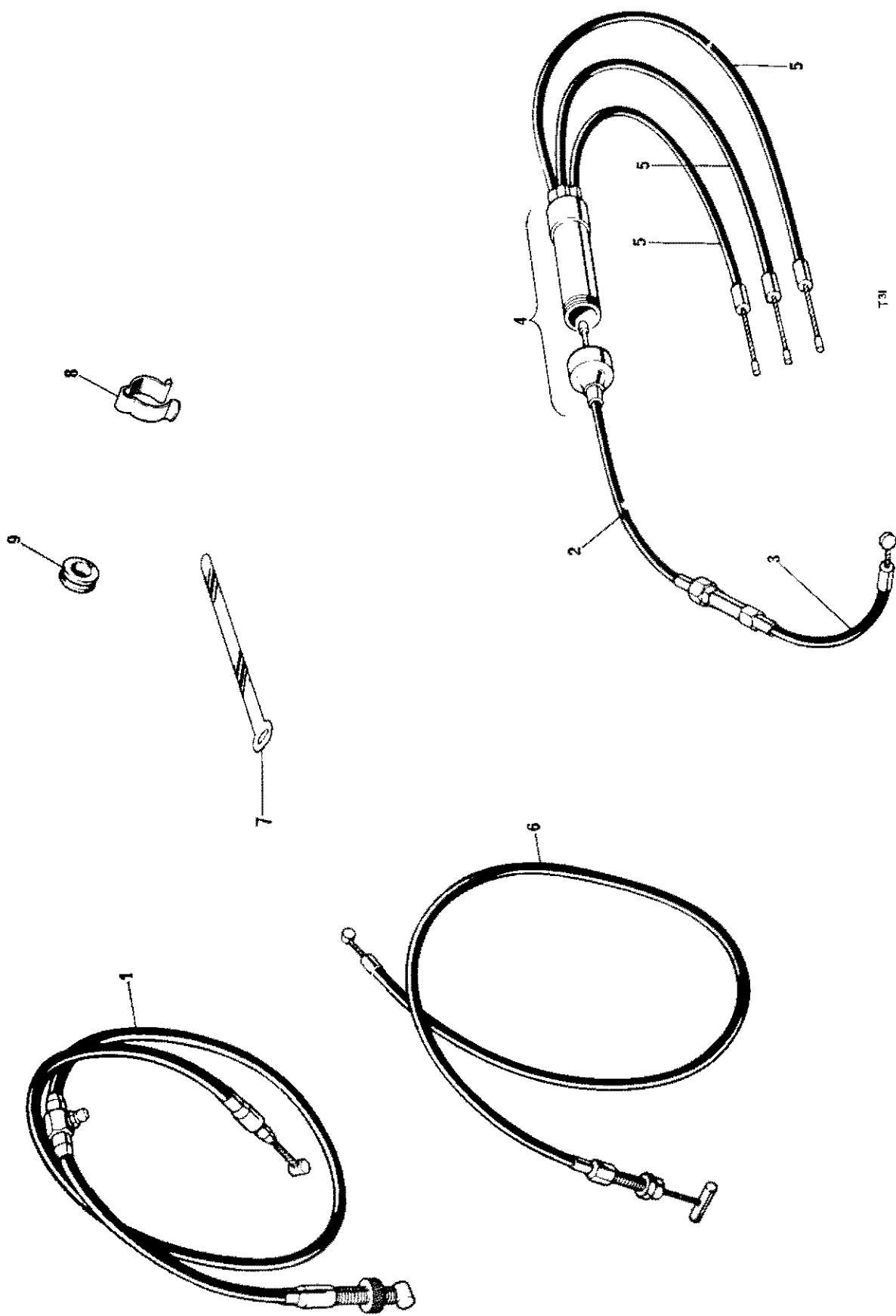


Fig. 30. HANDLEBAR AND CONTROL LEVERS

HANDLEBAR AND CONTROL LEVERS

1	97-4563	Handlebar (high)	1	
1	97-4300	Handlebar (low)	1	Alternative
2	97-1425	Packing piece	4	
3	364/11	TWISTGRIP (99-1102)	1	
4	364/013	Body, top half	1	Reference only
5	364/014	BODY, BOTTOM HALF	1	Reference only
6	16/008	Friction spring	1	Reference only
7	16/009	Screw	1	Reference only
8	16/010	Locknut	1	Reference only
9	364/017	Rotor	1	Reference only
10	11/013	Screw (99-0225)	2	
11	97-2125	Grip	1	
12	16/011	Cable stop	1	Reference only
13	97-2412	Grip—L.H.	1	
14	60-3567	AIR CONTROL LEVER	1	
15	12/556	Lever	1	Reference only
16	12/607	Bolt	1	Reference only
17	12/606	Cap	1	Reference only
18	12/033	Spring washer	1	Reference only
19	60-4256	Shakeproof washer	2	
20	60-3896	Screw	2	
21	*97-4391	Front brake lever	1	Reference only
22	60-3981	Clutch lever	1	
23	21-2048	Pivot pin	2	
24	14-1201	Nut	2	
25	60-3585	Adjuster	2	
26	60-3586	Lockring	2	
27	30597	HANDLEBAR SWITCH—L.H. (19-1370)	1	
28	39951	Switch half (19-1371)	1	
29	54343791	Lever half (19-1372)	1	
30	54115246	Screw (99-1188)	4	
31	39949	Handlebar switch half—R.H. (19-1373)	1	
32	97-2291	Handlebar eyebolt	2	
33	82-1335	Washer	2	
34	21-0589	Bolt	2	
35	97-1527	Metalastic bush	2	
36	97-1529	Hemispherical washer	4	
37	97-1581	Distance piece	2	
38	97-1580	Rubber washer	2	
39	97-2221	Cup	2	
40	14-1303	Nut	2	

*Front brake and master cylinder detail are shown on page 49.



T 31

FIG. 31. CONTROL CABLES

CONTROL CABLES

1	60-2445	Clutch cable	1	
2	60-3565	CHOKE CABLE ASSEMBLY	1	
3	60-3566	Cable, lever to junction box	1	
4	60-1978	Junction box (244/2080)	1	
5	60-2061	Cable, junction box to carburetter	3	
6	60-0890	Throttle cable	1	
7	60-4254	Cable clip	9	
8	97-4112	Cable clip (at handlebar)	4	
9	82-6784	GROMMET—THROTTLE CABLE	1	

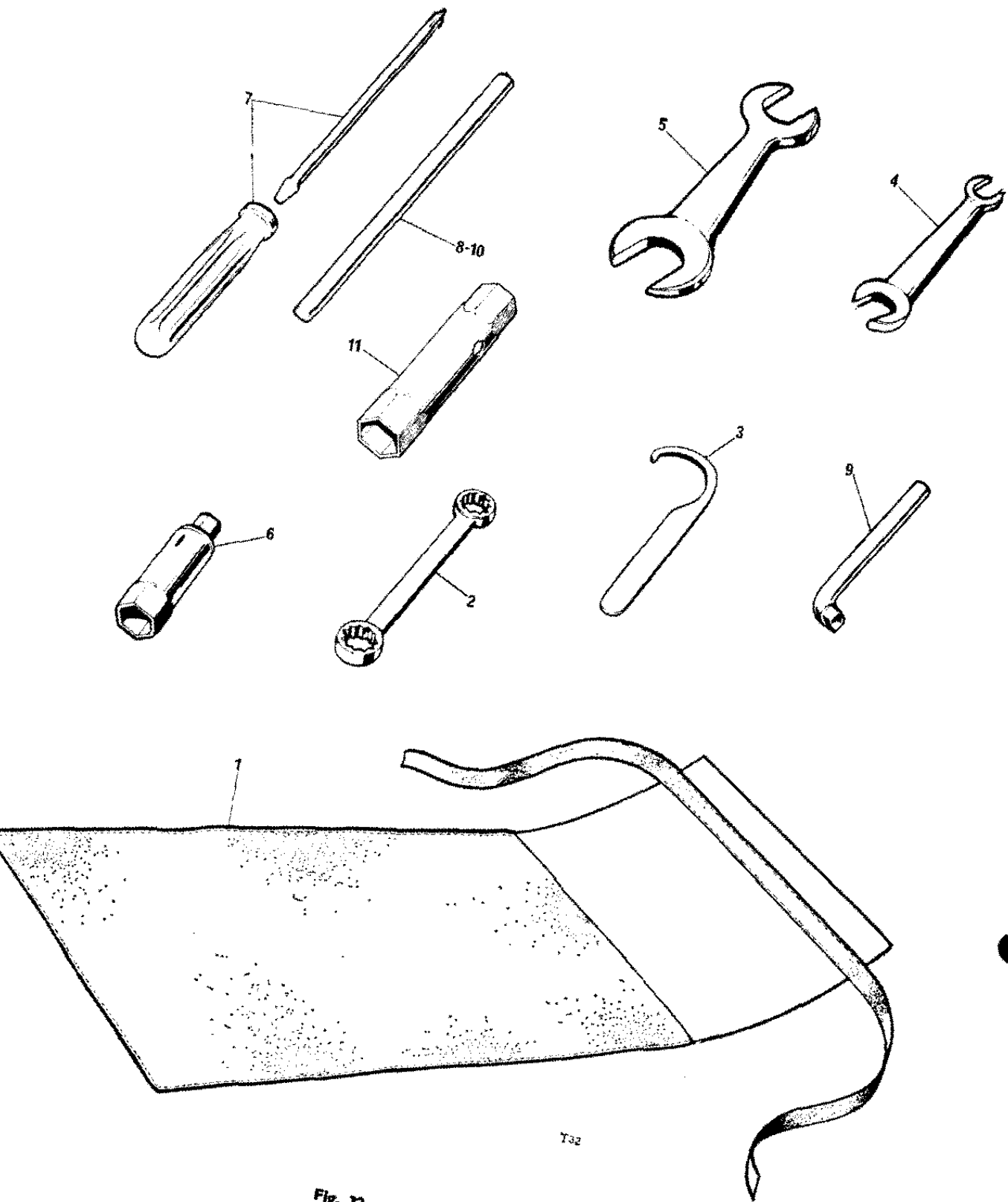
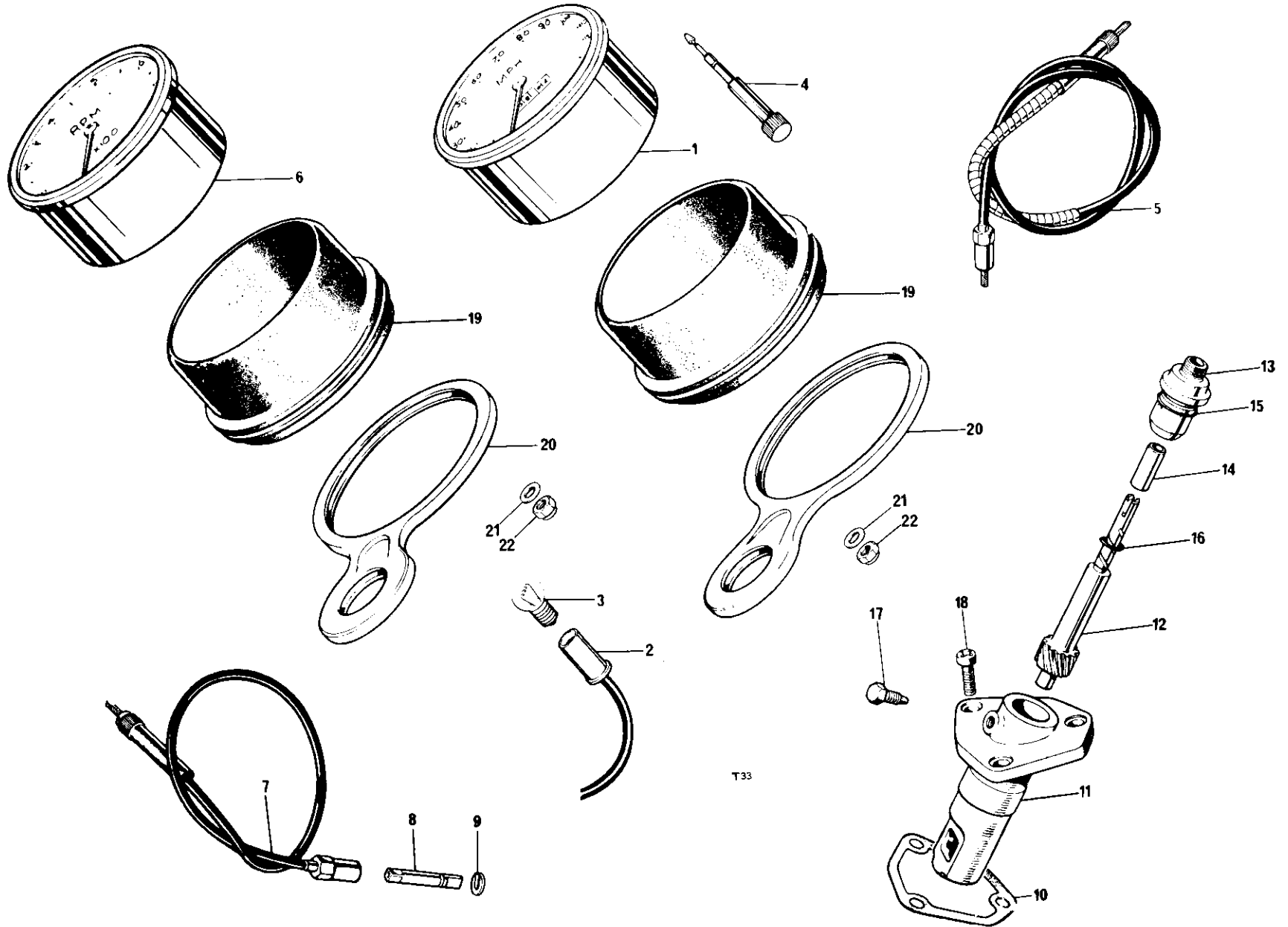


Fig. 32. TOOLKIT

TOOLKIT

—	60-3351	TOOLKIT COMPLETE	1
1	60-0291	Tool roll	1
2	60-1907	Ring spanner	1
3	60-2184	"C" spanner	1
4	60-3350	Open ended spanner	1
5	60-4523	Open ended spanner	1
6	60-1910	Plug spanner	1
7	60-0767	Screw driver complete	1
8	60-1911	Tommy bar	1
9	60-2020	Tappet spanner	1
Not illus.	60-2599	Licence holder	Available
10	60-3711	Tommy bar $\frac{3}{8}$ in. diam.	1
11	60-1909	Box spanner $\frac{11}{16}$ in. A.F. \times $\frac{15}{16}$ in. A.F.	1



T33

Fig. 33. SPEEDOMETER AND TACHOMETER

SPEEDOMETER AND TACHOMETER

1	60-2394	Speedometer head MPH (SSM 5007/00))	1	
1	60-2395	Speedometer head Km/H (SSM 5007/01)	Available	
2	51271406	Bulbholder	Reference only	
3	504	Bulb	Reference only	
4	41-148-203-10	Trip control (99-0176)	1	
5	60-3376	Speedometer cable	1	
6	60-2396	Tachometer head (RSM 3003/13)	1	
7	60-0578	Tachometer cable	1	
8	31-371-398	Spade (99-0173)	1	
9	60-0494	Circlip	1	
10	71-1439	Joint washer, tacho drive	1	
11	70-8740	Housing tacho driven gear	1	
12	70-8741	Driven gear	1	
13	70-8742	Tacho bearing housing	1	
14	70-6124	Bush	1	
15	70-3309	'O' ring	1	
16	70-6299	'O' ring, driven gear	1	
17	70-8744	Locating screw	1	
18	14-6605	Screw, housing to c/case	3	
19	60-2600	Rubber cup	2	
20	97-4026	Bracket	2	
21	60-2391	Washer	4	Speedo and Tacho mounting
22	21-0778	Nut		

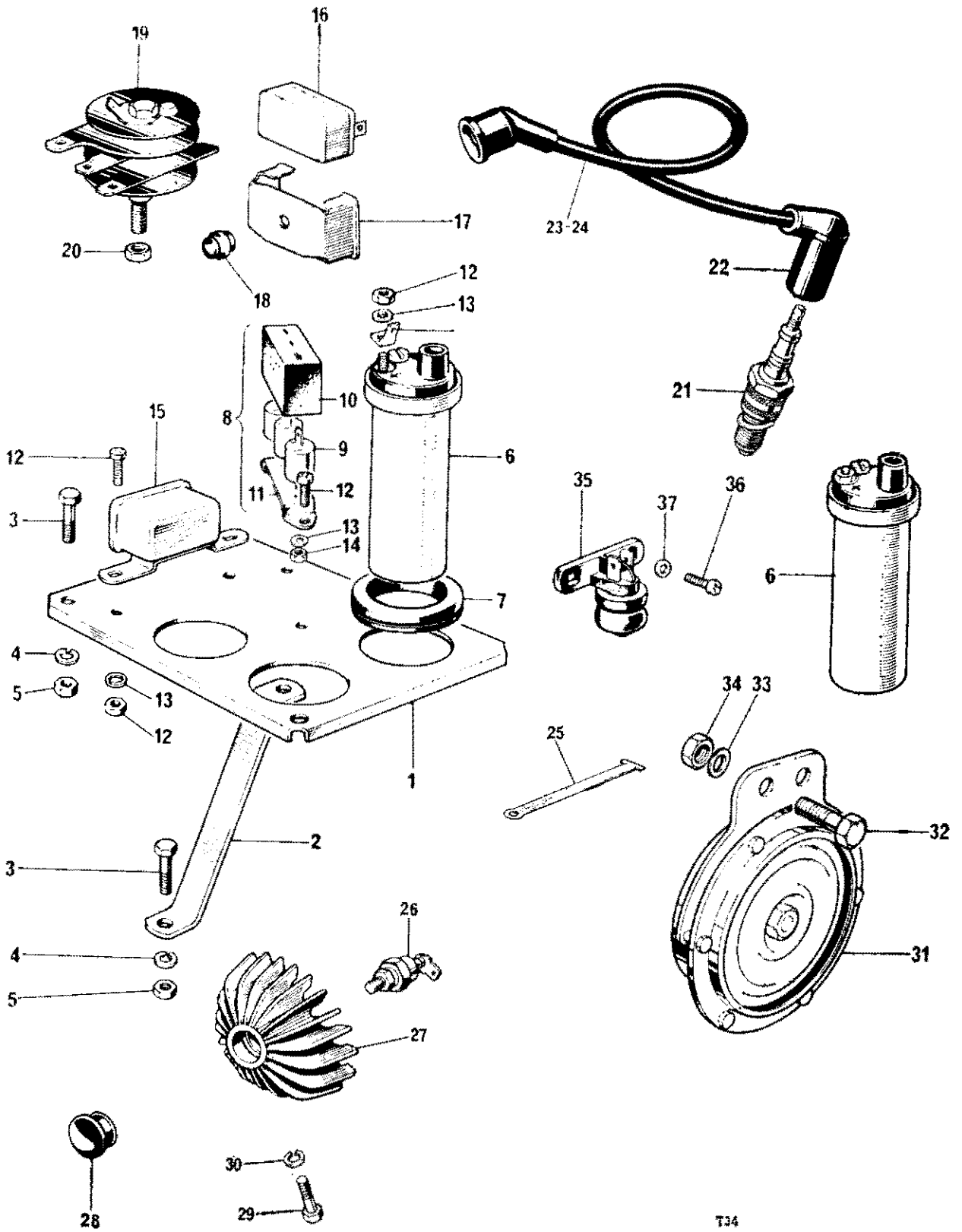


Fig. 34. IGNITION COILS, HORNS, RECTIFIER AND ZENER DIODE

IGNITION COILS, HORNS, RECTIFIER ZENER DIODE

1	83-3230	Electrical platform	1	
2	82-9565	Platform stay	1	
3	14-0102	Bolt	4	
4	60-2329	Washer	4	
5	14-1301	Nut	4	
6	60-2203	Ignition coil—17m 12 (45223)	3	
7	82-9561	Coil grommet	3	
8	47637	CAPACITOR PACK—2CP (60-1935)...		Reference only
9	54420128	Capacitor (99-1043)	3	
10	54418528	Cover (99-0767)	1	
11	54418526	Base plate (99-1160)	1	
12	21-2079	Screw	5	
13	60-2391	Shakeproof washer	4	
14	21-0778	Nut	4	
15	33213	Horn relay 6RA (99-1227)	1	
16	35048	Flasher unit—8FL (99-1201)	1	
17	54385091	Clip, flasher unit (60-3521)	1	
18	83-2569	Grommet, flasher unit	1	
19	99-0589	RECTIFIER (49072)	1	
20	82-5338	Nut (156596)	1	
21	N3	Sparking plug (60-0911)...		Reference only
22	60-3043	Plug cover (WVC200)	3	
23	60-3923	High-tension cable (non-resistive)	3	
24	60-3924	High-tension cable (resistive), NOT U.S.A.	3	
25	60-0777	Harness cable clip	1	
26	49345	Zener diode (99-0590)	1	
27	97-2237	Heat sink...	1	
28	97-2275	Plug, heat sink	1	
29	14-6104	Bolt	1	} Bracket to heat sink
30	70-1612	Washer	1	
31	60-2623	Horn (Clearhooter HF80—low note)	1	
31	60-2624	Horn (Clearhooter HF80—high note)	1	
32	14-0103	Bolt	2	} Horn mounting
33	60-4245	Washer	4	
34	14-1201	Nut	4	
35	34815	Stoplamp switch 118SA (99-1028)	1	
36	83-0033	Screw	2	
37	70-2351	Washer	2	
Not illus.	60-3891	Sparking plug cap (France, Sweden, Switzerland and Denmark only)	3	
Not illus.	60-3892	Flexible sleeve (France, Sweden, Switzerland and Denmark only)	3	
Not illus.	60-3893	Ignition lead (France, Sweden, Switzerland and Denmark only)	3	

1 HEADLAMP COMPLETE

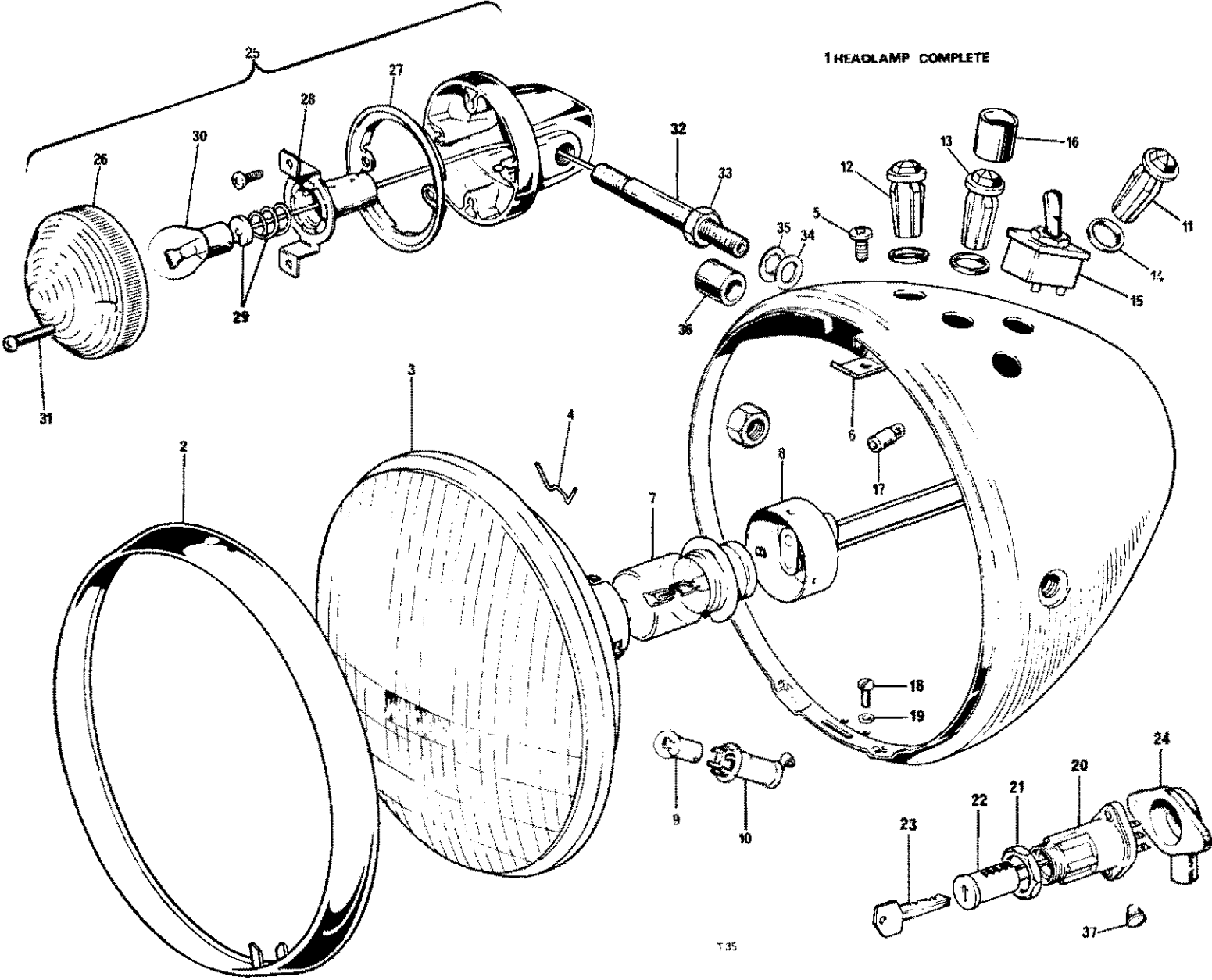


Fig. 35. HEADLAMP AND FLASHER LAMPS

HEADLAMP AND FLASHER LAMPS

1	60512	HEADLAMP COMPLETE SS 700 P.(99-1267)	1	
2	553248	Rim (99-0692)	1	
3	54525272	Light unit (99-1212)	1	
4	504665	Fixing wire (99-0683)	6	
5	144921	Screw		Reference only
3	534296	Plate...		Reference only
7	370	Main bulb (45/35W) (99-1214)	1	
Not illus.	60-3671	Bulb, yellow (France only)...	1	
8	554602	Bulbholder ...		Reference only
9	989	Pilot bulb (99-0548)	1	
10	54573590	Pilot bulbholder (99-1213)	1	
11	54363454	Warning light (Red) (99-1208)	1	
12	54363455	Warning light (Green) (99-1209)	1	
13	54363453	Warning light (Amber) (99-1207)	1	
14	54140331	Sealing washer (99-1210)	3	
15	35710	Light switch (99-0563)	1	
16	54525212	Shield, warning light.		Reference only
17	281	Bulb, warning light (99-0537)	3	
18	54115106	Screw, (99-1223)...	2	
19	143086	Washer, (99-1224)	2	
Not illus.	54961595	Wiring harness (99-1260)	1	
20	31899	IGNITION SWITCH (99-0558)	1	
21	54130041	Nut ...		Reference only
22	82-6981	IGNITION LOCK C/W KEY ...	1	
23	60-0622	Key (state serial number) ...		As required
24	97-2262	Cover, ignition switch ...	1	
25	54057476	FLASHER LAMP (FRONT- C/W stanchion (60-4104)	2	
25	54057543	FLASHER LAMP (REAR) C/W stanchion (60-4105)	2	
26	54581638	Lens (99-1191)	1	
27	54580300	Gasket		Reference only
28	554548	Bulbholder ...		Reference only
29	573832	Interior assembly ...		Reference only
30	382	Bulb (99-1192)	1	
31	54123401	Screw (99-1193)	2	
32	60600313	Stanchion, flasher lamp, front, (19-1368)	2	
32	60600312	Stanchion, flasher lamp, rear (19-1369)	2	
33	14-0404	Nut-stanchion to bracket	4	
34	60-2332	Washer ...	4	
35	37-2331	Washer, shakeproof	4	
36	97-4125	Distance piece—headlamp bolt	2	
37	82-7994	Grommet plug ...	1	
Not illus.	60-3544	Flasher lens, white (Italy only) ...	4	

STANDARD HARDWARE SPECIFICATION BOLTS

Part No.	Material	Thd. dia.	Length under head	Min. length of thread	Hexagon A.F.
21-1822	Steel	$\frac{5}{16}$ " UNF	$\frac{1}{2}$ "	$\frac{37}{64}$ "	0.500"
21-1910	"	$\frac{3}{8}$ " UNF	$\frac{13}{16}$ "	$\frac{13}{16}$ "	0.565"
21-1919	"	$\frac{5}{16}$ " UNC	$1\frac{1}{8}$ "	$\frac{7}{8}$ "	0.500"
21-2010	"	$\frac{1}{4}$ " UNF	$\frac{13}{16}$ "	$\frac{3}{4}$ "	0.375"
14-0101	"	$\frac{1}{4}$ " UNF	$\frac{1}{2}$ "		0.438"
14-0102	"	$\frac{1}{4}$ " UNF	$\frac{5}{8}$ "		0.438"
14-0103	"	$\frac{1}{4}$ " UNF	$\frac{3}{4}$ "		0.438"
14-0105	"	$\frac{1}{4}$ " UNF	1"		0.438"
14-0113	"	$\frac{5}{16}$ " UNF	$\frac{5}{8}$ "		0.500"
14-0114	"	$\frac{3}{16}$ " UNF	$\frac{3}{4}$ "		0.500"
14-0115	"	$\frac{5}{16}$ " UNF	$\frac{7}{8}$ "		0.500"
14-0116	"	$\frac{5}{16}$ " UNF	1"		0.500"
14-0126	"	$\frac{3}{8}$ " UNF	$\frac{3}{4}$ "		0.563"
14-0128	"	$\frac{3}{8}$ " UNFF	1"		0.563"
14-0132	"	$\frac{7}{16}$ " UN	$\frac{7}{8}$ "		0.625"
14-0201	"	$\frac{1}{4}$ " UNF	1"	$\frac{3}{8}$ "	0.438"
14-0202	"	$\frac{1}{4}$ " UNF	$1\frac{1}{8}$ "	$\frac{3}{8}$ "	0.438"
14-0205	"	$\frac{1}{4}$ " UNF	$1\frac{1}{2}$ "	$\frac{3}{4}$ "	0.438"
14-0208	"	$\frac{1}{4}$ " UNF	$2\frac{1}{4}$ "	$\frac{3}{4}$ "	0.438"
14-0216	"	$\frac{5}{16}$ " UNF	$1\frac{1}{8}$ "	$\frac{7}{8}$ "	0.500"
14-0217	"	$\frac{5}{16}$ " UNF	$1\frac{1}{4}$ "	$\frac{7}{8}$ "	0.500"
14-0219	"	$\frac{5}{16}$ " UNF	$1\frac{1}{2}$ "	$\frac{7}{8}$ "	0.500"
14-0220	"	$\frac{5}{16}$ " UNF	$1\frac{3}{4}$ "	$\frac{7}{8}$ "	0.500"
14-0221	"	$\frac{5}{16}$ " UNF	2"	$\frac{7}{8}$ "	0.500"
14-0222	"	$\frac{5}{16}$ " UNF	$2\frac{1}{4}$ "	$\frac{7}{8}$ "	0.500"
14-0225	"	$\frac{5}{16}$ " UNF	3"	$\frac{7}{8}$ "	0.500"
14-0228	"	$\frac{5}{16}$ " UNF	4"	$\frac{7}{8}$ "	0.500"
14-0234	"	$\frac{3}{8}$ " UNF	$1\frac{1}{4}$ "	1"	0.563"
14-0235	"	$\frac{3}{8}$ " UNF	2"	1"	0.563"
14-0236	"	$\frac{3}{8}$ " UNF	$2\frac{1}{4}$ "	1"	0.563"
14-0237	"	$\frac{3}{8}$ " UNF	$2\frac{1}{2}$ "	1"	0.563"
14-0239	"	$\frac{3}{8}$ " UNF	3"	1"	0.563"
14-0241	"	$\frac{3}{8}$ " UNF	$3\frac{1}{2}$ "	1"	0.563"
14-0242	"	$\frac{3}{8}$ " UNF	4"	1"	0.563"
14-0251	"	$\frac{7}{16}$ " UNF	$2\frac{3}{4}$ "	$1\frac{1}{4}$ "	0.625"
14-6101	"	$\frac{1}{4}$ " UNC	$\frac{1}{2}$ "		0.438"
14-6102	"	$\frac{1}{4}$ " UNC	$\frac{5}{8}$ "		0.438"
14-6115	"	$\frac{5}{16}$ " UNC	$\frac{7}{8}$ "		0.500"
14-6121	"	$\frac{5}{16}$ " UNC	$2\frac{1}{4}$ "		0.500"

NUTS

	<i>Material</i>	<i>Thd. dia.</i>	<i>Hexagon A.F.</i>	<i>Thickness</i>	<i>Remarks</i>
21-0778	Steel	No. 10 UNF	0.375"	0.225"	Cleveloc
21-1852	"	$\frac{5}{16}$ " UNF	0.437"	0.330"	Philidas
21-1906	"	$\frac{1}{4}$ " UNF	0.438"	0.188"	Plain
21-1908	"	$\frac{5}{16}$ " UNF	0.438"	0.313"	Plain
21-1914	"	$\frac{3}{4}$ " UNEF	1.125"	0.250"	Plain
21-2013	"	$\frac{3}{4}$ " UNEF	1.313"	0.313"	Plain
21-2014	"	$\frac{3}{4}$ " UNEF	1.313"	0.438"	Plain
21-2912	"	$\frac{7}{8}$ " UNEF	1.313"	0.438"	Plain
14-0301	"	$\frac{1}{4}$ " UNF	0.438"	0.224"	Plain
14-0302	"	$\frac{5}{16}$ " UNF	0.500"	0.271"	Plain
14-0303	"	$\frac{3}{8}$ " UNF	0.563"	0.300"	Plain
14-0304	"	$\frac{7}{16}$ " UNF	0.688"	0.375"	Plain
14-0401	"	$\frac{1}{4}$ " UNF	0.438"	0.161"	Lock
14-0402	"	$\frac{5}{16}$ " UNF	0.500"	0.192"	Lock
14-0403	"	$\frac{3}{8}$ " UNF	0.563"	0.224"	Lock
14-0404	"	$\frac{7}{16}$ " UNF	0.688"	0.250"	Lock
14-0701	"	$\frac{1}{4}$ " UNF	0.438"	0.203"	Philidas
14-0702	"	$\frac{5}{16}$ " UNF	0.500"	0.246"	Philidas
14-0703	"	$\frac{3}{8}$ " UNF	0.563"	0.296"	Philidas
14-1201	"	$\frac{1}{4}$ " UNF	0.438"	0.285"	Stiffnut
14-1202	"	$\frac{5}{16}$ " UNF	0.500"	0.335"	Stiffnut
14-1301	"	$\frac{1}{4}$ " UNF	0.438"	0.245"	Stiffnut
14-1302	"	$\frac{5}{16}$ " UNF	0.500"	0.290"	Stiffnut
14-1303	"	$\frac{3}{8}$ " UNF	0.563"	0.320"	Stiffnut
14-1304	"	$\frac{7}{16}$ " UNF	0.688"	0.375"	Stiffnut
14-1305	"	$\frac{1}{2}$ " UNF	0.750"	0.435"	Stiffnut
14-1901	"	$\frac{1}{4}$ " UNF	0.438"	0.283"	Nyloc
14-1902	"	$\frac{5}{16}$ " UNF	0.500"	0.361"	Nyloc
14-1903	"	$\frac{3}{8}$ " UNF	0.563"	0.375"	Nyloc

SCREWS

<i>Part No.</i>	<i>Type of head</i>	<i>Material</i>	<i>Thd. dia.</i>	<i>Length under head</i>	<i>Type of drive</i>
21-1916	Cheese head	Steel	$\frac{1}{4}$ " UNC	$1\frac{1}{8}$ "	Cross recess
21-1917	Cheese head	"	$\frac{1}{4}$ " UNC	$2\frac{5}{8}$ "	Cross recess
21-1918	Cheese head	"	$\frac{1}{4}$ " UNC	$2\frac{3}{8}$ "	Cross recess
21-1920	Hex. head	"	$\frac{1}{4}$ " UNC	$\frac{31}{64}$ "	Cross recess
21-1929	Countersunk 82°	"	$\frac{1}{4}$ " UNC	$\frac{17}{32}$ "	Slot
21-2079	Cheese head	"	No. 10 UNF	$\frac{1}{4}$ "	Pozidrive
14-0604	Cheese head	"	$\frac{1}{4}$ " UNF	$\frac{1}{2}$ "	Cross recess
14-6504	Countersunk (82°)	"	$\frac{1}{4}$ " UNC	$\frac{3}{4}$ "	Cross recess
14-6505	Countersunk (82°)	"	$\frac{1}{4}$ " UNC	$\frac{7}{8}$ "	Cross recess
14-6606	Cheese head	"	$\frac{1}{4}$ " UNC	$\frac{3}{4}$ "	Cross recess
14-6607	Cheese head	"	$\frac{1}{4}$ " UNC	$\frac{7}{8}$ "	Cross recess
14-6608	Cheese head	"	$\frac{1}{4}$ " UNC	1"	Cross recess
14-6609	Cheese head	"	$\frac{1}{4}$ " UNC	$1\frac{1}{4}$ "	Cross recess
14-6610	Cheese head	"	$\frac{1}{4}$ " UNC	$1\frac{1}{2}$ "	Cross recess
14-6611	Cheese head	"	$\frac{1}{4}$ " UNC	$1\frac{3}{4}$ "	Cross recess
14-6612	Cheese head	"	$\frac{1}{4}$ " UNC	2"	Cross recess
14-6613	Cheese head	"	$\frac{1}{4}$ " UNC	$2\frac{1}{4}$ "	Cross recess
14-6614	Cheese head	"	$\frac{1}{4}$ " UNC	$2\frac{1}{2}$ "	Cross recess
14-6615	Cheese head	"	$\frac{1}{4}$ " UNC	3"	Cross recess
14-7004	Socket head	"	$\frac{1}{4}$ " UNC	$\frac{1}{4}$ "	Hex. socket
14-7019	Socket head	"	$\frac{5}{16}$ " UNC	$\frac{7}{8}$ "	Hex. socket
14-7024	Socket head	"	$\frac{1}{8}$ " UNC	2"	Hex. socket

WASHERS—PLAIN

Part No.	Material	i/dia.	o/dia.	Thickness
60-4245	Steel	0.273"	0.563"	0.048"
60-4246	Steel	0.398"	0.750"	0.063"
60-4247	Steel	0.336"	0.625"	0.063"
37-2027	Steel	0.531"	1.031"	0.092"
60-4248	Steel	0.266"	0.469"	0.064"
60-4267	Steel	0.453"	0.750"	0.064"

WASHERS—SPRING

Part No.	Material	i/dia.	o/dia.	o/a height	Thickness
60-4259	Spring Steel	$\frac{3}{8}$ " clearance	$\frac{1\frac{1}{2}}{3\frac{1}{2}}$ "	$\frac{7}{3\frac{1}{2}}$ "	0.104"
60-4250	Spring Steel	$\frac{1}{4}$ " clearance	$\frac{1\frac{3}{4}}{3\frac{1}{2}}$ "	$\frac{3}{1\frac{1}{8}}$ "	0.064"
60-3541	Spring Steel	$\frac{1\frac{1}{2}}{3\frac{1}{2}}$ "	$\frac{7}{8}$ "	$\frac{7}{3\frac{1}{2}}$ "	0.040**
21-0648	Spring Steel	$\frac{5}{16}$ " clearance	$\frac{1}{2}$ "	$\frac{5}{3\frac{1}{2}}$ "	0.080"

** Double coil.

NUMERICAL INDEX

Part No.	Page	Plate ref.		Qty
		No.	Qty	
14-0101	61	24	4	
14-0101	63	5	6	
14-0101	63	25	1	
14-0101	63	—	4	
14-0101	65	8	4	
14-0102	43	22	4	
14-0102	61	30	2	
14-0102	63	18	2	
14-0102	63	34	2	
14-0102	75	3	4	
14-0103	41	43	1	
14-0103	49	35	2	
14-0103	63	9	2	
14-0103	75	32	2	
14-0105	41	42	1	
14-0113	37	17	1	
14-0113	39	26	1	
14-0115	43	16	2	
14-0116	43	17	2	
14-0116	63	11	2	
14-0126	37	3	2	
14-0128	41	27	2	
14-0128	43	32	1	
14-0132	41	24	1	
14-0133	39	14	1	
14-0201	25	35	1	
14-0202	15	17	4	
14-0205	43	7	2	
14-0207	51	17	5	
14-0208	21	31	1	
14-0213	59	23	2	
14-0219	23	28	1	
14-0219	43	13	2	
14-0221	41	20	2	
14-0222	41	19	2	
14-0222	59	4	1	
14-0228	59	10	1	
14-0234	41	28	2	
14-0234	45	3	1	
14-0235	39	20	4	
14-0237	41	35	1	
14-0237	45	13	1	
14-0241	37	22	1	
14-0251	37	27	2	
14-0254	41	1	1	
14-0301	25	37	4	
14-0301	63	—	4	
14-0301	65	4	1	
14-0302	11	22	2	
14-0302	43	31	1	
14-0302	45	26	8	
14-0303	11	11	4	
14-0303	15	44	4	
14-0401	9	29	3	
14-0401	41	13	1	
14-0401	41	44	2	
14-0401	59	25	2	
14-0402	13	15	1	
14-0402	15	29	6	
14-0402	31	28	1	

Part No.	Page	Plate ref.		Qty
		No.	Qty	
14-0402	37	9	2	
14-0402	37	18	1	
14-0404	37	15	2	
14-0404	77	—	4	
14-0503	61	29	1	
14-0702	39	27	1	
14-0703	37	20	1	
14-1019	45	34	2	
14-1034	45	6	2	
14-1201	43	8	2	
14-1201	43	23	4	
14-1201	49	21	1	
14-1201	63	7	6	
14-1201	63	21	2	
14-1201	63	27	1	
14-1201	67	24	2	
14-1201	75	34	4	
14-1202	43	14	2	
14-1301	11	50	6	
14-1301	23	25	6	
14-1301	51	19	5	
14-1301	57	12	2	
14-1301	61	31	3	
14-1301	63	36	2	
14-1301	65	10	4	
14-1301	75	5	4	
14-1302	23	21	6	
14-1302	25	16	4	
14-1302	41	22	4	
14-1302	41	37	1	
14-1302	43	19	4	
14-1302	55	11	2	
14-1302	59	6	1	
14-1302	59	11	1	
14-1302	63	13	2	
14-1302	63	32	2	
14-1303	37	24	1	
14-1303	39	24	2	
14-1303	39	30	2	
14-1303	41	30	4	
14-1303	41	34	2	
14-1303	41	41	1	
14-1303	45	4	1	
14-1303	45	15	2	
14-1303	49	48	2	
14-1303	51	23	1	
14-1303	67	40	2	
14-1304	37	28	2	
14-1304	39	13	1	
14-1304	41	2	1	
14-1304	41	5	1	
14-1304	51	26	1	
14-1307	51	37	1	
14-1401	15	16	4	
14-1427	11	21	2	
14-1431	27	16	2	
14-1619	23	19	5	
14-1902	51	42	2	
14-1903	47	20	4	
14-1904	35	5	1	

Part No.	Page	Plate ref.		Qty
		No.	Qty	
14-2205	61	9	4	
14-6101	33	6	1	
14-6102	31	10	2	
14-6104	75	27	1	
14-6113	11	7	2	
14-6114	63	14	2	
14-6121	27	13	1	
14-6211	15	41	4	
14-6218	11	16	2	
14-6220	11	18	2	
14-6223	11	19	1	
14-6226	11	17	9	
14-6504	33	33	2	
14-6509	33	34	1	
14-6515	31	5	1	
14-6605	33	23	4	
14-6605	73	18	3	
14-6606	33	11	2	
14-6608	21	13	6	
14-6608	25	33	1	
14-6609	25	31	1	
14-6610	25	32	2	
14-6610	31	8	3	
14-6610	33	35	1	
14-6611	33	29	6	
14-6612	21	12	3	
14-6612	33	30	1	
14-6613	33	31	2	
14-6614	27	28	1	
14-6615	33	32	1	
14-7004	15	18	6	
14-7006	33	12	7	
14-7101	27	12	1	
21-0536	33	2	1	
21-0541	25	25	1	
21-0543	11	39	1	
21-0544	25	28	2	
21-0545	39	9	1	
21-0547	9	28	3	
21-0547	25	3	4	
21-0548	41	23	1	
21-0550	15	32	2	
21-0557	23	24	6	
21-0559	13	11	2	
21-0567	33	27	1	
21-0578	45	9	1	
21-0585	35	26	1	
21-0588	37	26	2	
21-0589	67	34	2	
21-0594	29	31	1	
21-0620	39	7	1	
21-0678	11	36	1	
21-0680	31	6	3	
21-0681	31	32	1	
21-0686	19	4	4	
21-0692	19	5	10	
21-0778	73	—	4	
21-0778	75	14	4	
21-1804	55	—	2	

NUMERICAL INDEX—contd.

Part ref.	Plate ref.		
	Page	No.	Qty
21-1805	37	7	2
21-1819	33	13	1
21-1820	33	7	1
21-1822	57	15	1
21-1822	63	23	2
21-1822	63	30	2
21-1833	61	4	1
21-1852	21	17	3
21-1912	111	23	4
21-1917	27	15	1
21-1930	23	4	2
21-1931	11	14	4
21-1940	53	4	4
21-1969	41	11	2
21-1978	37	13	2
21-1998	49	52	1
21-2019	55	10	2
21-2048	67	23	2
21-2079	75	12	5
21-2095	45	50	4
21-2102	45	25	8
21-2106	29	3	3
21-2112	41	4	1
21-2140	25	30	1
21-2185	9	3	1
21-2189	45	29	2
21-2191	49	20	1
21-2192	49	22	2
21-2194	49	23	2
21-2196	49	50	2
21-2207	47	18	4
21-2225	65	2	1
33-5504	59	27	2
33-5576	37	1	1
37-0653	47	14	1
37-0653	51	11	2
37-1015	51	39	1
37-1090	51	31	1
37-1237	47	13	2
37-1467	41	50	1
37-1654	51	15	1
37-2015	51	22	1
37-2294	51	7	40
37-2328	51	30	2
37-2331	77	—	4
37-3468	51	9	2
37-3749	51	10	1
37-3750	51	33	1
37-3751	51	38	1
37-3753	51	14	1
37-3761	27	27	1
37-3821	51	6	20
37-3901	51	35	1
37-3903	51	16	1
37-3919	51	41	2
37-3920	51	3	1
37-3921	51	4	10
37-3922	51	5	10
37-3925	51	28	1
37-3926	51	29	1

Part No.	Plate ref.		
	Page	No.	Qty
37-3961	51	40	1
37-3969	47	21	1
37-3970	47	22	1
37-3976	51	43	—
37-3980	51	32	1
37-4046	51	16	—
37-4110	51	21	1
37-4112	51	20	1
37-4119	51	44	1
37-4126	47	4	1
37-4127	47	5	1
37-4129	47	3	1
37-4130	47	7	20
37-4131	47	6	20
37-4132	47	16	1
37-4133	47	9	1
37-4134	47	10	1
37-4135	47	12	1
37-4141	47	1	1
37-4180	51	13	1
37-4181	51	12	1
37-4184	51	2	1
37-4250	51	1	1
37-4263	49	49	2
37-4275	47	17	1
37-4282	51	8	1
37-4284	51	1	1
37-4302	47	8	40
37-4304	47	2	1
50-2708	27	11	—
57-0023	25	7	1
57-0031	25	19	1
57-0047	25	2	1
57-0057	25	6	1
57-0280	47	15	1
57-0404	25	11	2
57-0405	25	13	2
57-0407	25	14	1
57-0412	27	4	1
57-0703	29	28	1
57-0731	29	29	1
57-0912	11	24	1
57-0912	27	7	—
57-0912	33	18	1
57-0989	11	33	2
57-0989	27	8	2
57-0989	33	37	2
57-1070	47	11	1
57-1076	63	—	2
57-1167	25	22	1
57-1250	29	27	1
57-1257	11	40	1
57-1272	25	24	1
57-1606	27	5	1
57-1607	27	6	2
57-1614	27	2	1
57-1645	33	25	1
57-1646	33	28	1
57-1896	27	10	1
57-1920	11	51	1

Part No.	Plate ref.		
	Page	No.	Qty
57-1955	25	4	1
57-1956	25	5	1
57-1962	29	25	1
57-1963	29	26	1
57-2166	15	14	4
57-2166	33	19	1
57-2173	25	21	1
57-2214	35	29	1
57-2215	33	17	1
57-2215	35	13	1
57-2220	33	24	1
57-2240	29	30	1
57-2330	25	26	1
57-2331	37	11	1
57-2450	25	36	1
57-2465	31	23	1
57-2473	31	29	2
57-2474	31	31	1
57-2478	35	15	1
57-2480	35	16	1
57-2547	31	25	1
57-2552	31	22	1
57-2553	31	27	1
57-2554	31	1	1
57-2555	31	3	1
57-2557	31	7	1
57-2562	31	12	1
57-2580	31	21	1
57-3632	25	20	1
57-3638	31	30	2
57-3642	31	9	1
57-3642	31	11	1
57-3643	33	16	1
57-3643	35	28	2
57-3644	35	17	1
57-3646	35	14	1
57-3647	31	26	1
57-3660	27	19	1
57-3705	31	13	1
57-3708	31	15	1
57-3709	31	14	1
57-3715	31	16	1
57-3717	31	17	1
57-3718	31	18	1
57-3719	31	19	12
57-3720	31	20	6
57-3733	33	26	1
57-3750	25	1	1
57-3751	25	34	1
57-3756	31	4	1
57-3851	11	37	1
57-3940	35	11	6
57-3941	35	12	3
57-3954	33	21	1
57-3978	27	22	1
57-3989	11	26	1
57-3990	33	39	1
57-4004	35	10	1
57-4018	33	1	1
57-4113	29	33	1

NUMERICAL INDEX—contd.

Part No.	Plate ref.		
	Page	No.	Qty
57-4117	25	18	1
57-4194	33	38	1
57-4225	35	7	1
57-4356	25	27	1
57-4363	27	9	1
57-4364	27	24	1
57-4366	27	25	1
57-4370	29	7	1
57-4376	29	8	1
57-4377	29	9	1
57-4394	29	2	1
57-4396	29	23	1
57-4400	27	21	1
57-4403	25	12	2
57-4459	27	20	1
57-4470	27	3	1
57-4575	29	10	1
57-4593	33	15	1
57-4593	33	15	1
57-4596	35	2	1
57-4597	35	1	1
57-4621	35	8	1
57-4624	27	17	1
57-4633	27	1	1
57-4647	29	15	1
57-4653	29	11	1
57-4654	29	18	1
57-4657	29	16	1
57-4660	27	26	1
57-4661	29	21	1
57-4662	29	17	1
57-4663	29	19	1
57-4756	25	17	1
57-4781	29	4	1
57-4784	29	22	1
57-4747	29	13	—
57-4791	29	14	—
57-4900	29	12	1
57-4909	29	24	1
57-4947	27	1	1
57-4948	27	23	1
57-5001	35	9	12
60-0052	59	—	1
60-0291	71	1	1
60-0494	73	9	1
60-0578	73	7	1
60-0622	77	23	1
60-0623	45	8	1
60-0649	35	27	—
60-0696	61	18	1
60-0697	61	19	4
60-0699	35	22	1
60-0702	53	12	2
60-0702	57	25	4
60-0707	23	17	6
60-0767	71	7	1
60-0777	63	38	1
60-0777	75	—	1

Part No.	Plate ref.		
	Page	No.	Qty
60-0890	69	6	1
60-0911	75	21	—
60-1816	57	—	1
60-1841	39	3	1
60-1907	71	2	1
60-1909	71	11	1
60-1910	71	6	1
60-1911	71	8	1
60-1935	75	8	—
60-1959	17	6	1
60-1960	17	7	1
60-1978	69	4	1
60-1984	17	10	1
60-1987	17	9	1
60-2020	71	9	1
60-2061	69	5	3
60-2087	61	26	1
60-2118	35	27	1
60-2184	71	3	1
60-2203	75	6	3
60-2294	39	16	2
60-2320	11	49	6
60-2320	51	18	5
60-2321	41	36	2
60-2322	41	29	4
60-2322	41	40	1
60-2323	37	29	2
60-2323	41	3	2
60-2329	63	—	4
60-2329	65	9	4
60-2329	75	4	4
60-2330	63	12	2
60-2331	45	5	1
60-2331	49	47	2
60-2332	41	6	2
60-2332	77	—	4
60-2335	59	24	2
60-2347	51	45	1
60-2349	37	—	2
60-2364	25	23	1
60-2364	31	24	3
60-2364	37	31	2
60-2370	11	41	1
60-2381	61	27	1
60-2391	61	—	4
60-2391	73	—	4
60-2391	75	13	4
60-2394	73	1	1
60-2395	73	1	—
60-2396	73	6	1
60-2418	37	8	2
60-2418	57	16	1
60-2418	63	24	2
60-2427	49	36	2
60-2427	63	10	2
60-2428	45	27	8
60-2428	63	15	2
60-2438	43	30	1

Part No.	Plate ref.		
	Page	No.	Qty
60-2429	39	21	1
60-2445	69	1	1
60-2599	71	—	—
60-2600	73	19	2
60-2623	75	31	1
60-2624	75	31	1
60-2683	41	47	—
60-2720	61	17	—
60-3043	75	22	3
60-3213	51	34	1
60-3350	71	4	1
60-3351	71	—	1
60-3376	73	5	1
60-3494	29	20	1
60-3500	29	6	1
60-3510	29	1	1
60-3511	29	5	2
60-3521	75	17	1
60-3530	25	10	1
60-3544	77	—	4
60-3548	15	21	2
60-3552	29	32	1
60-3565	69	2	1
60-3566	69	3	1
60-3567	67	14	1
60-3585	67	25	2
60-3586	67	26	2
60-3659	59	—	1
60-3659	61	33	1
60-3671	77	—	1
60-3711	71	10	1
60-3719	13	—	1
60-3748	21	—	1
60-3748	63	37	1
60-3761	9	8	2
60-3780	45	—	1
60-3891	75	—	3
60-3892	75	—	3
60-3893	75	—	3
60-3896	67	20	2
60-3923	75	—	3
60-3924	75	—	3
60-3981	67	22	1
60-4092	17	1	1
60-4093	17	1	1
60-4094	17	1	1
60-4101	49	38	1
60-4102	49	1	1
60-4103	65	17	1
60-4104	77	25	2
60-4105	77	25	2
60-4151	61	35	2
60-4156	49	51	1
60-4175	49	33	1
60-4176	94	29	1
60-4177	49	29	—
60-4178	49	37	1

NUMERICAL INDEX—contd.

Part No.	Plate ref.			Qty
	Page	No.	Qty	
70-8776	11	8	2	
70-8780	9	31	1	
70-8780	11	34	1	
70-8781	15	1	1	
70-8782	15	15	4	
70-8782	33	20	1	
70-8785	35	25	1	
70-8787	15	6	6	
70-8788	15	7	6	
70-8789	15	9	6	
70-8817	19	3	8	
70-8819	15	42	2	
70-8820	15	39	4	
70-8860	43	3	3	
70-8904	57	20	1	
70-8905	57	22	1	
70-8914	19	2	3	
70-8981	23	18	3	
70-9016	7	—	2	
70-9017	7	—	2	
70-9018	7	—	2	
70-9023	7	—	—	
70-9024	7	—	—	
70-9025	7	—	—	
70-9026	7	—	—	
70-9027	7	—	—	
70-9028	7	—	—	
70-9029	7	—	—	
70-9030	7	—	—	
70-9057	23	22	3	
70-9060	23	16	3	
70-9073	23	2	2	
70-9073	23	12	2	
70-9237	15	36	4	
70-9239	15	37	4	
70-9240	15	40	8	
70-9242	23	3	1	
70-9243	23	13	4	
70-9251	23	5	1	
70-9253	17	11	1	
70-9254	23	15	1	
70-9255	23	6	2	
70-9266	21	6	3	
70-9278	23	11	1	
70-9510	15	2	3	
70-9558	15	22	2	
70-9586	59	22	3	
70-9601	13	18	1	
70-9727	9	7	2	
70-9739	7	—	1	
70-9739	9	12	1	
70-9740	9	6	3	
70-9741	7	—	—	
70-9741	9	10	3	
70-9762	7	—	—	
70-9763	7	—	—	
70-9764	7	—	—	
70-9766	7	—	1	

Part No.	Plate ref.			Qty
	Page	No.	Qty	
70-9767	7	—	1	
70-9768	7	—	1	
70-9820	23	9	1	
70-9821	23	10	1	
70-9856	11	31	2	
70-9885	13	9	1	
70-9887	13	5	1	
71-0006	21	5	1	
71-0007	21	4	2	
71-0070	15	27	6	
71-0245	23	8	1	
71-0280	15	43	2	
71-1051	11	25	1	
71-1070	29	34	1	
71-1070	13	24	1	
71-1070	13	25	2	
71-1129	11	10	4	
71-1168	15	46	1	
71-1172	15	48	1	
71-1175	15	47	1	
71-1190	19	15	4	
71-1238	19	9	6	
71-1270	13	23	1	
71-1270	13	23	1	
71-1303	23	1	1	
71-1349	11	48	6	
71-1350	21	34	1	
71-1351	13	1	1	
71-19353	13	14	1	
71-1439	73	10	1	
71-1439	73	10	1	
71-1440	21	3	1	
71-1441	21	9	1	
71-1442	13	16	1	
71-1444	11	46	2	
71-1445	15	35	2	
71-1446	23	23	5	
71-1447	27	18	1	
71-1448	25	8	1	
71-1449	33	22	1	
71-1451	29	35	1	
71-1452	31	2	1	
71-1453	33	10	1	
71-1454	33	9	1	
71-1502	35	3	1	
71-1742	57	23	1	
71-1743	57	24	1	
71-2246	9	20	1	
71-2248	9	21	1	
71-2250	9	27	1	
71-2448	63	—	2	
71-2501	39	4	1	
71-2507	7	—	—	
71-2508	7	—	—	
71-2509	7	—	—	
71-2660	35	24	1	
71-2718	9	18	2	
71-2792	11	43	1	
71-2793	33	36	1	

Part No.	Plate ref.			Qty
	Page	No.	Qty	
71-3208	11	9	—	
71-3209	19	1	1	
71-3213	19	13	6	
71-3215	11	1	1	
71-3221	35	4	1	
71-3222	35	6	1	
71-3247	7	—	—	
71-3274	55	—	1	
71-3280	7	—	—	
71-3281	7	—	—	
71-3307	9	1	1	
71-3311	23	7	1	
71-3312	17	37	1	
71-3358	15	28	6	
71-3361	15	4	3	
71-3362	15	5	3	
71-3587	15	23	2	
71-3588	15	24	2	
71-3589	15	25	1	
71-3590	15	26	1	
71-3748	15	10	12	
71-3810	43	20	1	
71-3811	43	20	1	
71-3812	43	5	1	
71-3815	43	6	1	
71-3817	43	15	2	
71-3924	23	14	1	
71-3925	33	4	1	
71-3941	19	8	1	
71-4000	19	10	4	
71-4069	9	—	3	
71-4159	43	10	2	
71-4236	13	17	3	
71-4237	13	13	1	
71-4237	35	21	1	
71-4245	15	11	1	
71-4246	15	12	1	
71-6890	35	23	1	
82-0967	55	13	1	
82-0967	55	—	1	
82-0967	55	—	2	
82-1335	67	33	2	
82-1694	43	26	1	
82-1695	43	27	1	
82-1713	57	6	1	
82-2184	15	45	4	
82-2184	39	23	1	
82-2184	45	14	4	
82-2184	51	24	1	
82-3182	57	19	1	
82-3770	41	25	1	
82-3814	55	9	2	
82-3814	55	14	1	
82-4129	55	—	2	
82-4129	61	36	4	
82-4228	61	15	1	
82-4299	59	9	2	
82-4299	61	34	3	
82-4671	37	12	1	
82-4715	21	10	3	

NUMERICAL INDEX—contd.

Part No.	Plate re.,			Qty	Part No.	Plate re.,			Qty	Part No.	Plate re.,			Qty
	Page	No.				Page	No.				Page	No.		
82-4715	45	30		2	82-9279	41	14		1	83-1267	37	10		1
82-4715	55	—		4	82-9315	53	1		1	83-1270	37	14		2
82-4717	53	11		2	82-9317	53	6		2	83-1339	55	4		2
82-4717	61	—		4	82-9321	53	8		4	83-1549	57	29		1
82-4898	59	20		1	82-9322	53	7		8	83-1560	37	16		1
82-4998	61	23		2	82-9323	53	9		2	83-1594	41	17		1
82-4898	61	20		2	82-9343	59	1		1	83-1597	41	16		1
82-5228	55	7		2	82-9349	59	3		1	83-1598	41	18		2
82-5336	55	12		1	82-9350	59	7		2	83-1673	55	—		1
82-5338	75	20		1						83-1752	41	45		1
82-5343	57	3		1						83-1761	57	1		1
82-5532	41	7		1						83-2024	37	6		1
82-5943	41	10		4						83-2033	43	24		1
82-5944	39	8		1	82-9351	59	2		4	83-2035	61	28		1
82-5994	63	28		1	82-9352	59	8		2	83-2039	61	12		1
82-6031	63	29		1	82-9353	59	14		1	83-2239	61	13		1
82-6039	57	14		1	82-9354	59	12		1					
82-6042	39	2		2	82-9355	59	13		1					
82-6044	41	39		1	82-9360	55	—		1	83-2266	51	36		1
82-6310	63	19		2	82-9361	55	—		1	83-2569	75	18		1
82-6310	63	26		1	82-9369	43	25		2	83-2726	63	—		1
82-6673	57	10		2	82-9370	43	28		1	83-2800	55	17		1
82-6673	61	3		2	82-9371	43	29		1	83-2801	55	16		1
82-6738	45	7		1	82-9372	55	—		1	83-2801	55	16		1
82-6784	69	9		1	82-9378	41	31		1	83-3154	55	6		1
82-6821	39	5		2	82-9379	41	32		1	83-3219	37	5		1
82-6850	65	7		1	82-9430	57	5		1	83-3228	39	12		1
82-6851	63	22		1	82-9435	57	7		1	83-3230	75	1		1
82-6874	57	8		1	82-9442	61	10		3	83-3233	39	1		1
82-6915	63	17		1	82-9445	61	7		1	83-3665	23	27		1
82-6968	61	6		1	82-9529	41	49		1	83-3875	55	2		1
82-6981	77	22		1	82-9530	57	26		1	83-3970	37	—		1
82-7021	37	19		1	82-9531	57	27		1	83-3971	37	—		1
					82-9543	55	8		2	83-4438	55	—		1
82-7155	37	—		2	82-9561	75	7		3	83-4763	55	—		1
82-7159	37	2		1	82-9562	59	21		3	83-4774	65	1		1
82-7352	39	28		1	82-9563	59	26		1	83-4784	65	6		1
82-7387	41	48		1	82-9565	75	2		1	83-4806	65	19		1
82-7388	55	15		1	82-9573	53	3		4	83-4822	63	16		1
82-7389	41	26		2	82-9588	57	17		1	83-4823	63	—		1
82-7431	59	17		1	82-9590	61	8		1	83-4856	61	2		1
82-7510	57	11		2	82-9623	41	8		1	83-4857	61	1		1
82-7560	61	14		1	82-9624	41	9		1	83-5001	65	5		1
82-7848	39	11		2						83-5105	65	16		2
82-7862	61	22		1	82-9630	41	15		1	83-5129	57	18		1
82-7888	55	5		2	82-9635	41	38		1	83-5147	63	33		1
82-7994	39	31		2	82-9659	57	2		1	83-5150	49	34		1
82-7994	77	—		1	82-9664	57	9		1	83-5151	63	8		1
					82-9700	55	3		1	83-5167	63	—		1
					82-9701	55	3		1					
					82-9715	61	—		1	83-5415	55	—		1
					82-9749	61	32		1	83-5416	55	1		1
					82-9907	53	2		2	83-5429	39	25		1
82-8026	61	21		1	82-9918	57	—		2	83-9373	55	—		1
82-8090	39	10		2	82-9996	61	—		1	92-9381	55	—		2
82-8091	59	15		1	82-9997	39	29		1	97-0111	37	30		2
82-8243	41	12		2	83-0002	55	18		2	97-0430	21	11		3
82-8382	37	21		1	83-0033	75	36		2	97-0439	45	11		2
										97-0916	21	23		1
										97-0961	63	—		4

NUMERICAL INDEX—contd.

Plate ref.				Plate ref				Plate ref			
Part No	Page	No	Qty	Part No	Page	No	Qty	Part No.	Page	No.	Qty
97-0961	65	18	4	97-4469	45	—	1	99-1035	17	16	1
97-1018	37	32	1	97-4470	45	—	1	99-1036	17	17	1
97-1425	67	2	4	97-4476	45	13	1	99-1043	75	9	3
97-1510	45	—	2	97-4482	45	43	1	99-1046	21	15	1
97-1527	67	35	12	97-4483	45	44	1	99-1051	17	32	1
97-1529	67	36	4	97-4484	45	—	1	99-1102	67	3	1
97-1580	67	38	2	97-4485	45	—	1	99-1119	53	5	2
97-1581	67	37	2	97-4533	63	2	1	99-1124	17	25	1
97-2123	21	—	6	97-4534	63	3	1	99-1139	39	19	2
97-2125	67	11	1	97-4535	63	4	1	99-1152	17	33	1
97-2208	45	47	2	99-0030	7	—	—	99-1153	17	34	1
97-2209	45	48	4	99-0039	7	—	—	99-1160	75	11	1
97-2210	45	49	4	99-0107	39	18	4	99-1187	67	29	1
97-2221	67	39	2	99-0122	39	17	4	99-1188	67	30	4
97-2237	75	24	1	99-0173	73	8	1	99-1191	77	26	1
97-2262	77	24	1	99-0176	73	4	1	99-1192	77	30	1
97-2266	45	10	1	99-0224	17	29	1	99-1193	77	31	2
97-2275	75	25	1	99-0225	67	10	2	99-1201	75	16	1
97-2291	67	32	2	99-0244	67	9	1	99-1207	77	13	1
97-2412	67	13	1	99-0438	17	23	1	99-1208	77	11	1
				99-0506	17	5	1	99-1209	77	12	1
				99-0506	17	21	1	99-1210	77	14	3
				99-0509	17	27	1	99-1212	77	3	1
								99-1213	77	10	1
97-3893	45	31	2	99-0510	17	8	1	99-1214	77	7	1
97-4001	45	28	2	99-0511	17	22	1	99-1223	77	18	2
97-4002	45	42	2	99-0512	17	18	1	99-1224	77	19	2
97-4003	45	32	2	99-0513	17	19	1				
97-4004	45	35	2	99-0514	17	20	1	99-1227	75	15	1
97-4009	45	33	2	99-0515	17	12	1	99-1233	21	24	1
97-4026	73	20	2	99-0517	17	24	1	99-1234	21	28	2
97-4076	45	17	2	99-0519	17	14	1	99-1235	67	28	1
97-4112	69	8	4	99-0520	17	13	1	99-1252	65	11	1
97-4121	45	45	1	99-0521	17	4	4	99-1257	65	12	1
97-4125	77	—	2	99-0522	17	2	3	99-1267	77	1	1
97-4145	37	33	1	99-0537	77	17	3	99-1268	67	31	1
97-4166	45	38	2	99-0542	65	15	1	99-2751	49	6	1
97-4203	45	46	1	99-0548	77	9	1	99-2752	49	8	1
97-4215	45	18	2	99-0558	77	20	1	99-2753	49	9	1
97-4242	45	36	2	99-0563	77	15	1	99-2754	49	10	1
97-4244	45	51	1	99-0589	75	19	1	99-2755	49	11	1
97-4300	67	1	—	99-0590	75	23	1	99-2756	49	12	1
97-4317	45	39	1	99-0603	77	4	6	99-2757	49	13	1
97-4338	45	20	1	99-0692	77	2	1	99-2758	49	14	1
97-4380	45	16	2	99-0719	59	16	1	99-2759	49	15	1
97-4381	45	2	1	99-0739	21	14	1	99-2760	49	16	1
97-4387	45	40	2	99-0767	75	10	1	99-2761	49	17	1
97-4391	49	2	1	99-0769	21	26	3	99-2762	49	18	1
97-4391	67	21	—	99-1014	21	25	3	99-2763	49	19	1
97-4399	45	19	1	99-1015	21	27	1	99-2764	49	41	1
97-4404	45	37	2	99-1019	17	3	1	99-2765	49	42	2
97-4411	67	1	1	99-1020	17	15	1	99-2766	49	43	2
				99-1021	17	26	1	99-2767	49	44	2
				99-1022	17	30	1	99-2768	7	—	—
								99-2769	7	—	—
								99-2770	49	5	1
97-4439	63	1	1	99-1023	17	31	1				
97-4440	3	—	1	99-1024	17	28	1				
97-4456	45	23	1	99-1028	75	35	1				
97-4457	45	24	1								
97-4461	45	41	2								
97-4463	45	12	1								
97-4468	45	1	1								